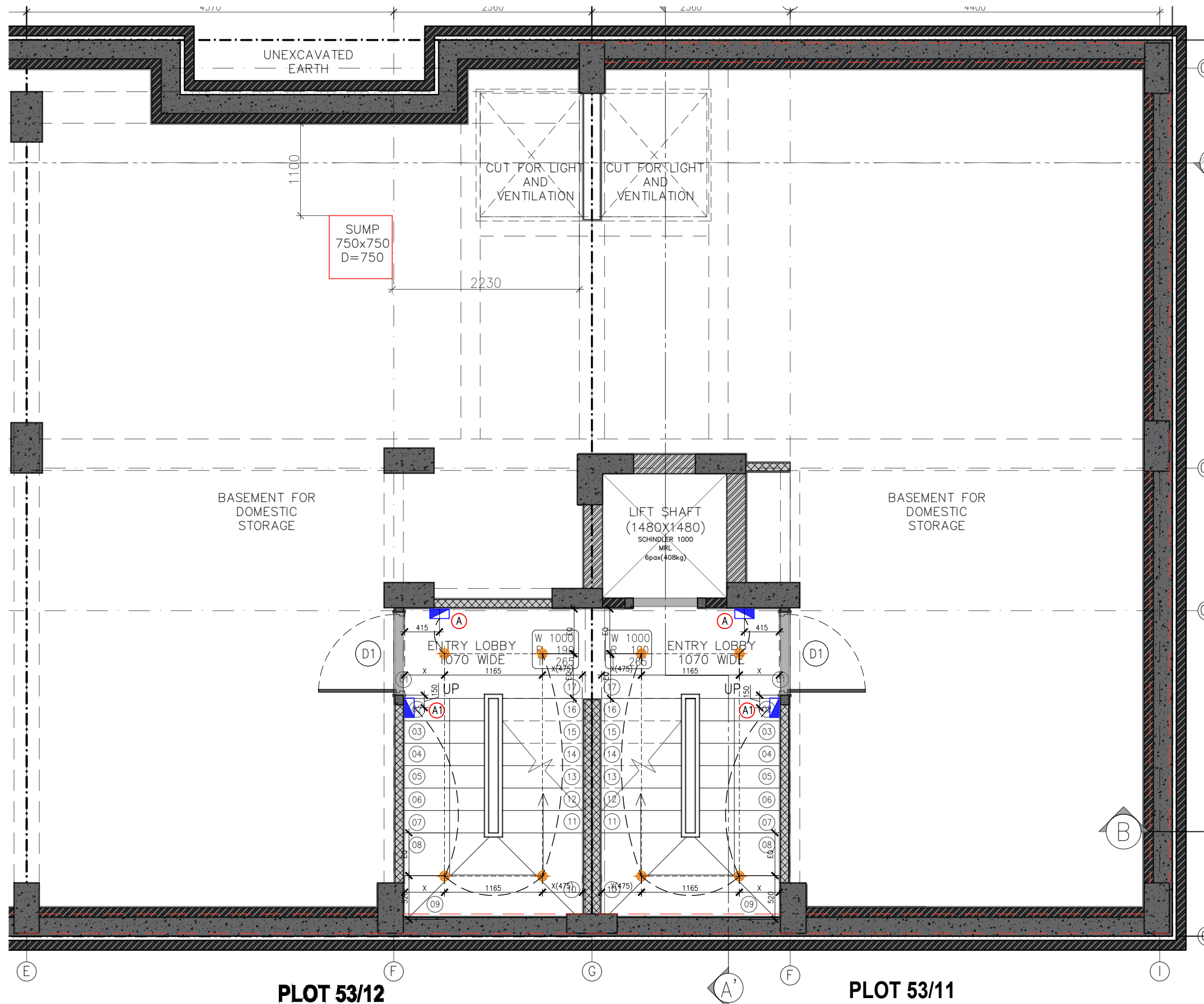



LEGENDS	SWITCH BOARD	DESCRIPTION
(A)	1050mm.ht	1-CALLING BELL
(A1)	1050mm.ht	1-SWITCH FOR ENTRANCE LOBBY LIGHT
	1050mm.ht	1-TWO WAY SWITCH FOR STAIRCASE

LEGEND	DESCRIPTION
	CEILING LIGHT
	EXHAUST
	SWITCH BOARD
	GEYSER POINT
	WARDROBE LIGHT POINT
	MIRROR LIGHT
	CALLING BELL
	BRICK LIGHT AT 2400

NOTES:-
1. LOW LED CEILING LIGHT RECESSED IN 100X100X60 G.I.BOX PLACED IN RCC WHILE CASTING.



TENDER DRAWING



PROJECT
STAFF RESIDENCE FOR SET ON PLOTS 53/11,12,13,14 AT RAJINDER NAGAR

DWG. TITLE
BASEMENT_ELECTRICAL_LAYOUT_PLAN --53/12&53/11

Notes :-
1. All dimensions are in mm.
2. Dimensions are to be read and not measured
3. Any discrepancy in the drawing should be brought to the notice of the architect and no deviation should be made without the approval of the architect.
4. The dwgs. are the copyright of the architect and should not be used for any unauthorised reason.
5. All beams, columns, slab sizes and reinforcement details are as per structural drawings.
6. All dimensions are finished dimensions unless mentioned and tolerances for plaster finishing have to be left as reqd.

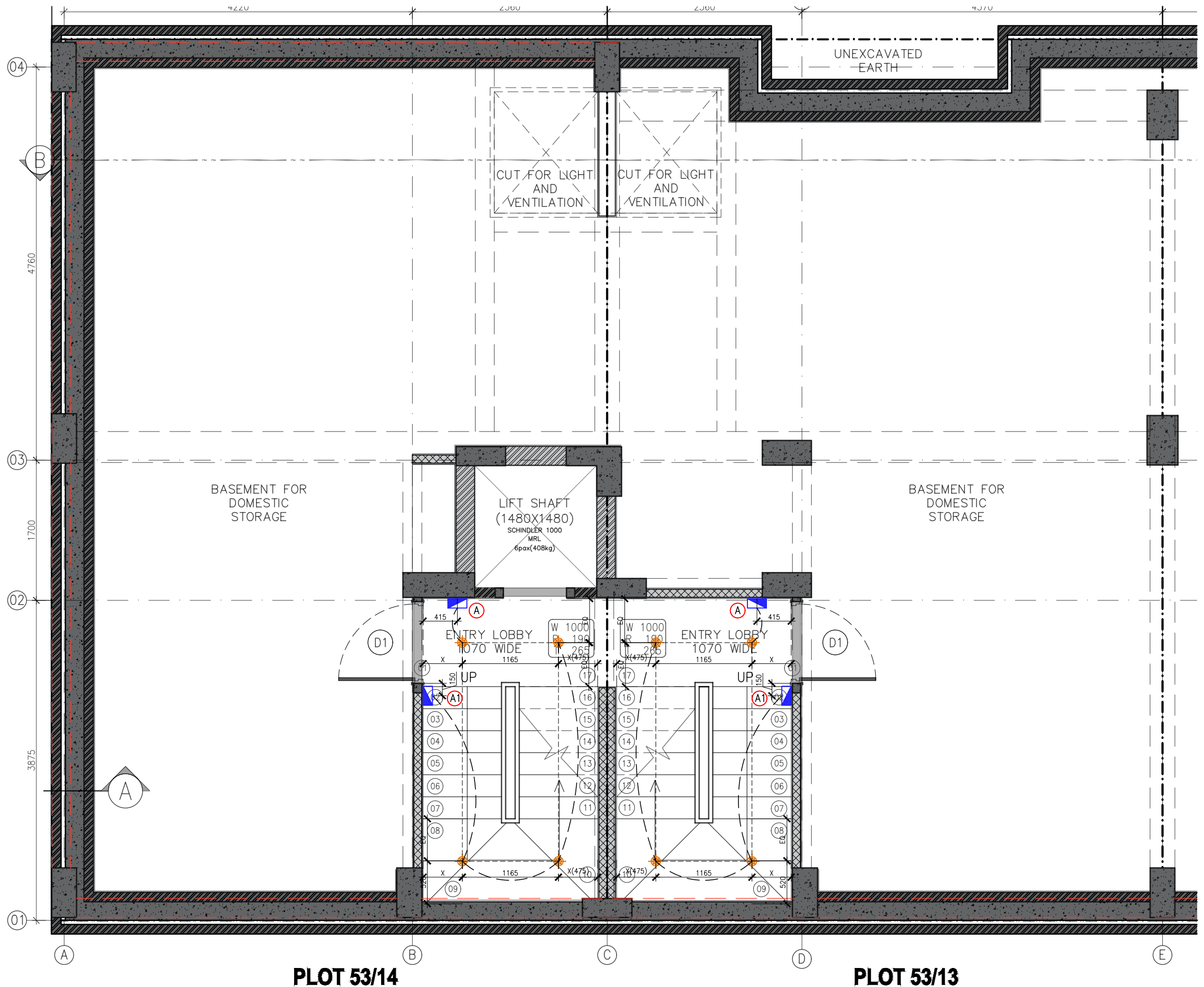
DWG. NO	
NMA-SSR-EL-101A-R0	
FILE	RO_SSR_AUTOCAD
DATE	23_02_2023
DEALT BY	SURYA
SCALE	NTS



LEGENDS	SWITCH BOARD	DESCRIPTION
(A)	□	1050mm.ht 1-CALLING BELL 1-SWITCH FOR ENTRANCE LOBBY LIGHT
(A1)	□	1050mm.ht 1-TWO WAY SWITCH FOR STAIRCASE

LEGEND	DESCRIPTION
☉	CEILING LIGHT
⊞	EXHAUST
⊞	SWITCH BOARD
+	GEYSER POINT
⊞	WARDROBE LIGHT POINT
⊞	MIRROR LIGHT
⊞	CALLING BELL
⊞	BRICK LIGHT AT 2400

NOTES:-
1. LOW LED CEILING LIGHT RECESSED IN 100X100X60 G.I.BOX PLACED IN RCC WHILE CASTING.



TENDER DRAWING

PLOT 53/14

PLOT 53/13



PROJECT

STAFF RESIDENCE FOR SET ON PLOTS 53/11,12,13,14 AT RAJINDER NAGAR

DWG. TITLE

BASEMENT ELECTRICAL LAYOUT PLAN 53/14&53/13

Notes :-

- All dimensions are in mm.
- Dimensions are to be read and not measured
- Any discrepancy in the drawing should be brought to the notice of the architect and no deviation should be made without the approval of the architect.
- The dwgs. are the copyright of the architect and should not be used for any unauthorised reason.
- All beams, columns, slab sizes and reinforcement details are as per structural drawings.
- All dimensions are finished dimensions unless mentioned and tolerances for plaster finishing have to be left as reqd.

DWG. NO

NMA-SSR-EL-101B-R0

FILE RO_SSR_AUTOCAD

DATE 23_02_2023

DEALT BY SURYA

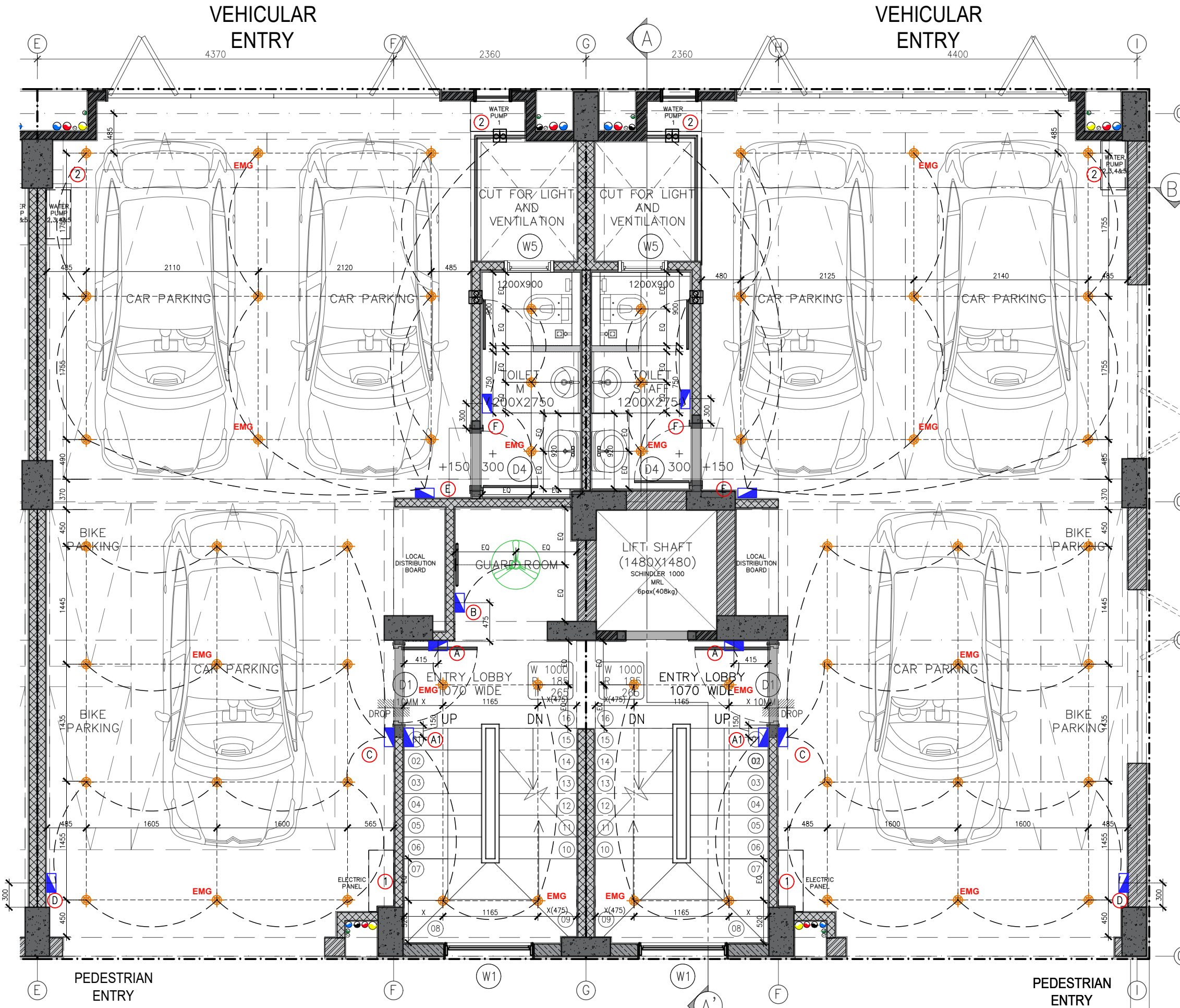
SCALE NTS



LEGENDS	SWITCH BOARD	DESCRIPTION
(A)	1050mm,ht	1-CALLING BELL 1-SWITCH FOR ENTRANCE LOBBY LIGHT
(A1)	1050mm,ht	1-TWO WAY SWITCH FOR STAIRCASE
(B)	1050mm,ht	1-SWITCH FOR FAN WITH REGULATOR 2-SWITCH FOR CEILING LIGHTS 1-6amp SWITCHED SOCKET
(C)	1050mm,ht	2-SWITCH FOR CEILING LIGHTS 1-17W SWITCH CEILING LIGHTS 1-CALLING BELL
(D)	1050mm,ht	2-SWITCH FOR CEILING LIGHTS 1-SWITCH FOR LANDSCAPE LIGHTS
(E)	1050mm,ht	3-SWITCH FOR CEILING LIGHTS 1-SWITCH FOR EXHAUST IN CUT-OUT
(F)	1050mm,ht	1-SWITCH FOR CEILING LIGHTS 1-SWITCH FOR EXHAUST
(G)	1050mm,ht	1-6amp SWITCHED SOCKET 1-16amp SWITCHED SOCKET

LEGEND	DESCRIPTION
	CEILING LIGHT
	EXHAUST
	SWITCH BOARD
	GEYSER POINT
	WARDROBE LIGHT POINT
	MIRROR LIGHT
	CALLING BELL
	BRICK LIGHT AT 2400
(1)	ELECTRICAL PANEL
(2)	WATER PUMP
	TUBE LIGHT

NOTES:-
 1. LOW LED CEILING LIGHT RECESSED IN 100X100X60 G.I.BOX PLACED IN RCC WHILE CASTING.
 2. FANS IN THE BEDROOMS ARE 48" AND KITCHENS ARE 30".



TENDER DRAWING

PROJECT

STAFF RESIDENCE FOR SET ON PLOTS 53/11,12,13,14 AT RAJINDER NAGAR

DWG. TITLE

STILT ELECTRICAL LAYOUT PLAN-53/12&53/11

Notes :-

- All dimensions are in mm.
- Dimensions are to be read and not measured
- Any discrepancy in the drawing should be brought to the notice of the architect and no deviation should be made without the approval of the architect.
- The dwgs. are the copyright of the architect and should not be used for any unauthorised reason.
- All beams, columns, slab sizes and reinforcement details are as per structural drawings.
- All dimensions are finished dimensions unless mentioned and tolerances for plaster finishing have to be left as reqd.

DWG. NO

NMA-SSR-EL-102A-R0

FILE RO_SSR_AUTOCAD

DATE 23_02_2023

DEALT BY SURYA

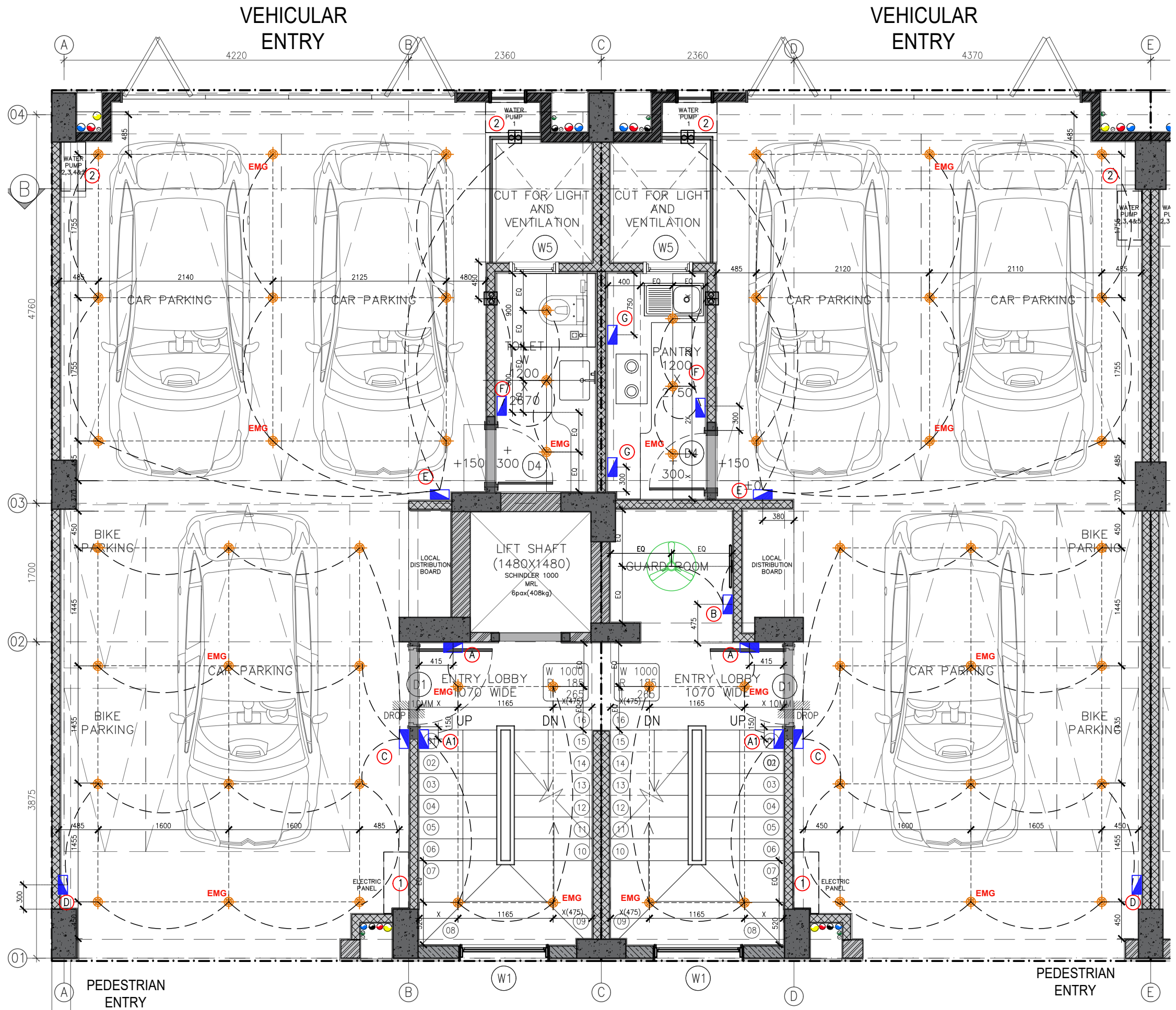
SCALE NTS



LEGENDS	SWITCH BOARD	DESCRIPTION
(A)	(A)	1050mm.ht 1-CALLING BELL 1-SWITCH FOR ENTRANCE LOBBY LIGHT
(A1)	(A1)	1050mm.ht 1-TWO WAY SWITCH FOR STAIRCASE
(B)	(B)	1050mm.ht 1-SWITCH FOR FAN WITH REGULATOR 2-SWITCH FOR CEILING LIGHTS 1-6amp SWITCHED SOCKET
(C)	(C)	1050mm.ht 2-SWITCH FOR CEILING LIGHTS 1-T/W SWITCH CEILING LIGHTS 1-CALLING BELL
(D)	(D)	1050mm.ht 2-SWITCH FOR CEILING LIGHTS 1-SWITCH FOR LANDSCAPE LIGHTS
(E)	(E)	1050mm.ht 3-SWITCH FOR CEILING LIGHTS 1-SWITCH FOR EXHAUST IN OUT-OUT
(F)	(F)	1050mm.ht 1-SWITCH FOR CEILING LIGHTS 1-SWITCH FOR EXHAUST
(G)	(G)	1050mm.ht 1-6amp SWITCHED SOCKET 1-16amp SWITCHED SOCKET

LEGEND	DESCRIPTION
(Symbol)	CEILING LIGHT
(Symbol)	EXHAUST
(Symbol)	SWITCH BOARD
(Symbol)	GEYSER POINT
(Symbol)	WARDROBE LIGHT POINT
(Symbol)	MIRROR LIGHT
(Symbol)	CALLING BELL
(Symbol)	BRICK LIGHT AT 2400
(1)	ELECTRICAL PANEL
(2)	WATER PUMP
(Symbol)	TUBE LIGHT

NOTES :-
 1. LOW LED CEILING LIGHT RECESSED IN 100X100X60 G.I.BOX PLACED IN RCC WHILE CASTING.
 2. FANS IN THE BEDROOMS ARE 48" AND KITCHENS ARE 30".



TENDER DRAWING

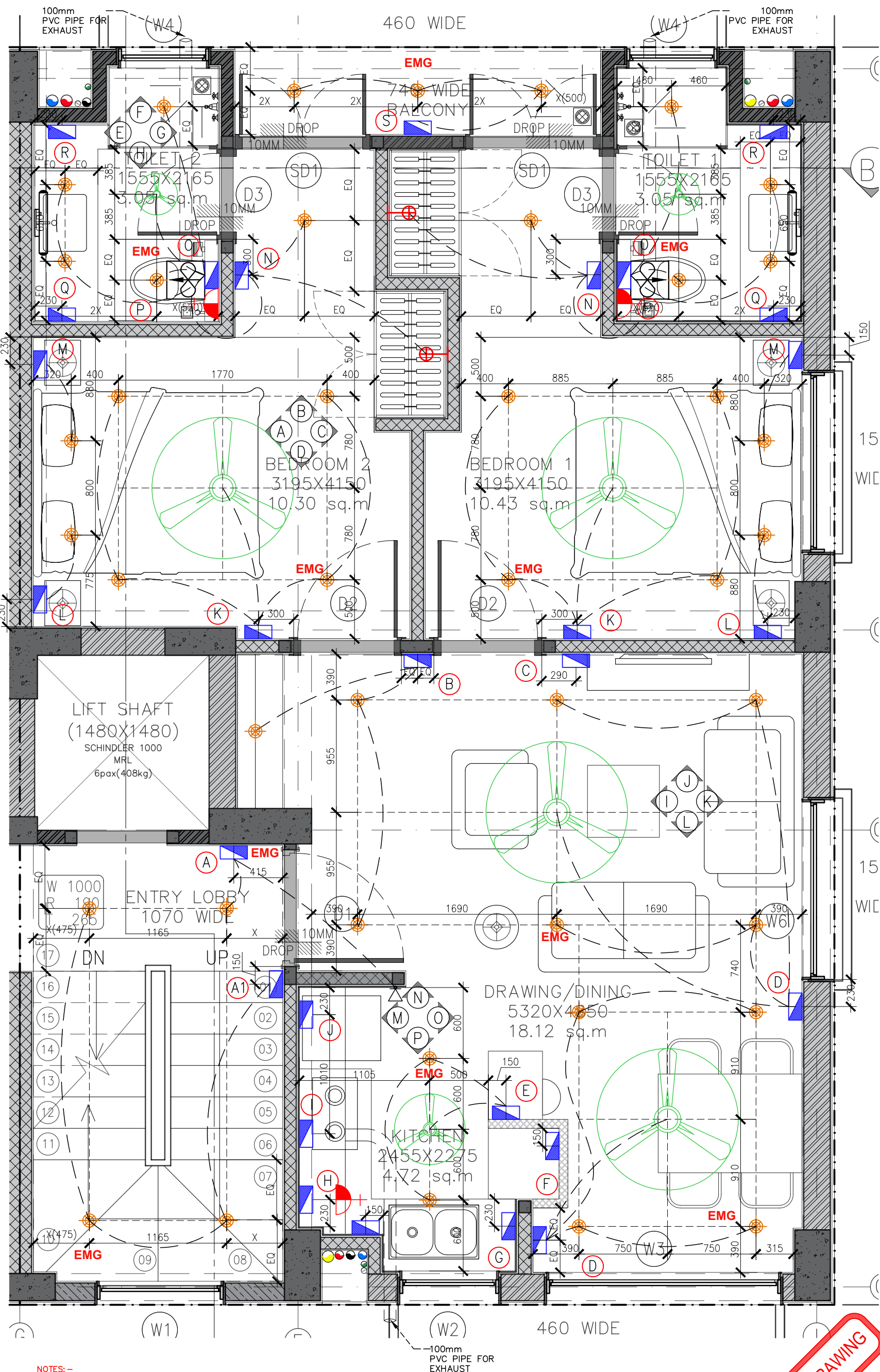
PROJECT
STAFF RESIDENCE FOR SET ON PLOTS 53/11,12,13,14 AT RAJINDER NAGAR

DWG. TITLE
STILT ELECTRICAL LAYOUT PLAN-53/14&53/13

Notes :-
 1. All dimensions are in mm.
 2. Dimensions are to be read and not measured
 3. Any discrepancy in the drawing should be brought to the notice of the architect and no deviation should be made without the approval of the architect.
 4. The dwgs. are the copyright of the architect and should not be used for any unauthorised reason.
 5. All beams, columns, slab sizes and reinforcement details are as per structural drawings.
 6. All dimensions are finished dimensions unless mentioned and tolerances for plaster finishing have to be left as reqd.

DWG. NO	NMA-SSR-EL-102B-R0	
FILE	RO_SSR_AUTOCAD	
DATE	23_02_2023	
DEALT BY	SURYA	
SCALE	NTS	





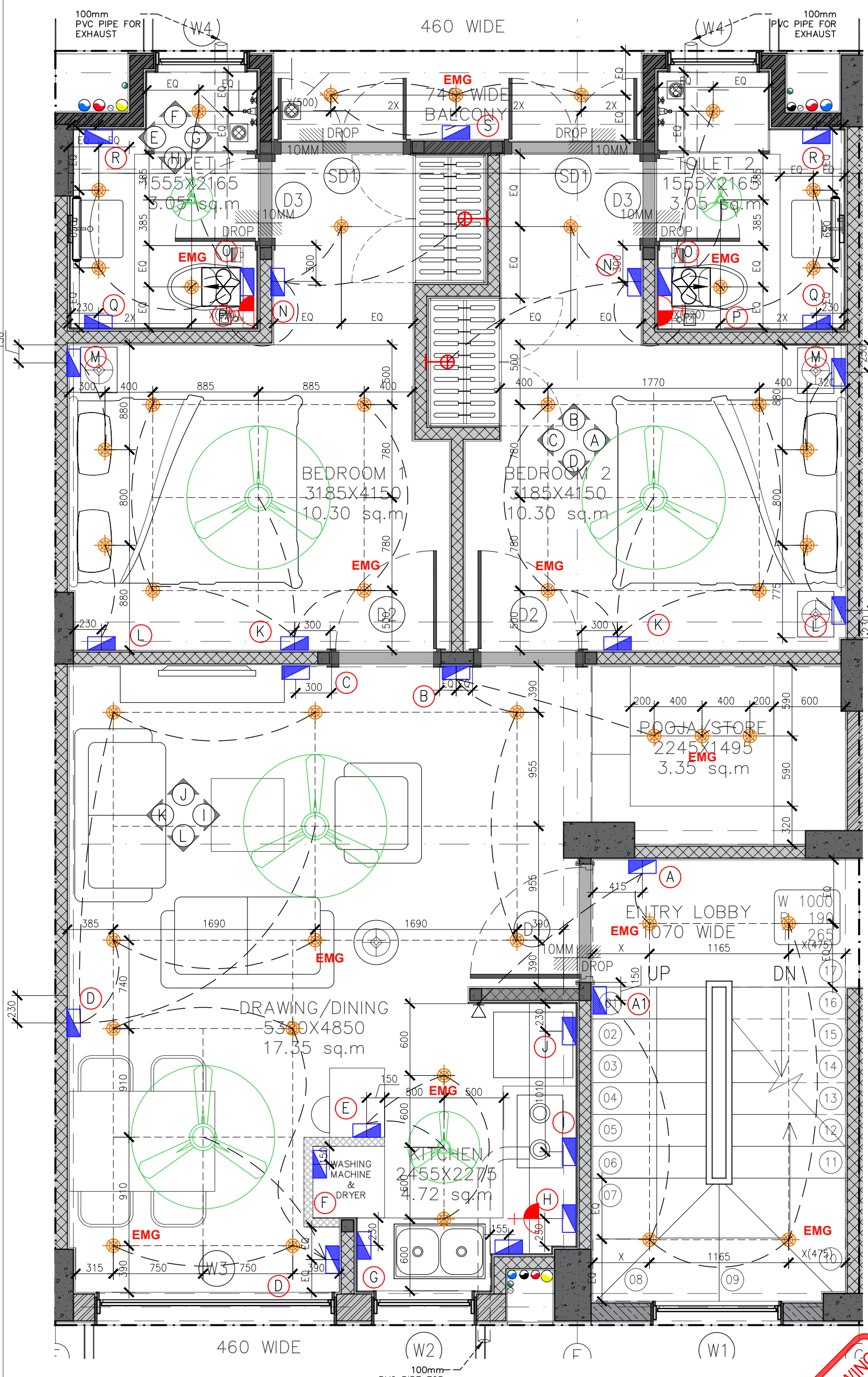
LEGEND	DESCRIPTION
	CEILING LIGHT
	EXHAUST
	SWITCH BOARD
	GEYSER POINT
	WARDROBE LIGHT POINT
	MIRROR LIGHT
	CALLING BELL & WATER OVERFLOW ALARM

LEGENDS	SWITCH BOARD	DESCRIPTION
(A)		1050mm,ht 1-CALLING BELL 1-SWITCH FOR ENTRANCE LOBBY LIGHT
(A1)		1050mm,ht 1-TWO WAY SWITCH FOR STAIRCASE
(B)		1050mm,ht 1-SWITCH FOR FAN WITH REGULATOR 2-SWITCH FOR CEILING LIGHTS
(C)		1220mm,ht 1-DATA POINT 1-POINT FOR DVD 1-6amp SOCKET FOR TV
(D)		760mm,ht 3-6A MASTER SWITCH FOR U 1-6A SWITCH FOR TV 380mm,ht 3-6amp SOCKET 1-TELEPHONE POINT
(E)		1050mm,ht 1-SWITCH FOR FAN WITH REGULATOR 2 MODULE 2-SWITCH FOR CEILING LIGHTS 1-6amp SWITCHED SOCKET
(F)		1050mm,ht 1-SWITCH FOR FAN WITH REGULATOR 1-SWITCH FOR CEILING LIGHTS 4-6A SWITCH 1-6amp SWITCHED SOCKET
(G)		600mm,ht 1-16amp SOCKET 900mm,ht 1-16amp SOCKET
(H)		600mm,ht 1-16amp SOCKET 1050mm,ht 1-16amp SWITCHED SOCKET
(I)		600mm,ht 1-16amp SOCKET 1800mm,ht 1-16amp SOCKET
(J)		230mm,ht 1-16amp SWITCHED SOCKET
(K)		1050mm,ht 2-SWITCH FOR CEILING LIGHTS 1-SWITCH FOR FAN WITH REGULATOR 2 MODULE
(L)		600mm,ht 2-6amp SWITCH 1-6amp SWITCHED SOCKET 1-SWITCH CEILING LIGHT 230mm,ht 2-6amp SOCKET
(M)		600mm,ht 2-6amp SWITCH 1-6amp SWITCHED SOCKET 1-SWITCH CEILING LIGHT 230mm,ht 2-6amp SOCKET 1-TELEPHONE POINT
(N)		1050mm,ht 1-SWITCH FOR WARDROBE 1-6amp SWITCHED SOCKET 1-SWITCH FOR FOOT LIGHT 1-T/W FOR TOILET CEILING LIGHTS
(O)		1250mm,ht 3-SWITCH FOR CEILING LIGHTS 1-EXHAUST FAN 1-SWITCH FOR FAN 1-6amp SWITCHED SOCKET
(P)		1800mm,ht 1-16amp SWITCHED SOCKET
(Q)		950mm,ht 1-6amp SWITCHED SOCKET 1-SWITCH FOR DEFOGGER
(R)		950mm,ht 1-6amp SWITCHED SOCKET 1-SWITCH FOR MIRROR LIGHT
(S)		1050mm,ht 2-16amp SWITCH 1-SWITCH FOR CEILING LIGHTS
		600mm,ht 1-16amp SOCKET
		900mm,ht 1-16amp SOCKET

NOTES:-
 1. 10W LED CEILING LIGHT RECESSED IN 100X100X60 G.I.BOX PLACED IN RCC WHILE CASTING.
 2. FANS IN THE BEDROOMS ARE 48"φ AND KITCHENS ARE 30"φ.

TENDER DRAWING

<p>NITESH MINOCHA ARCHITECTS ARCHITECTURE INTERIOR DESIGN K-2115, C.R. PARK, NEW DELHI - 110019, INDIA TEL: 011-4909 3488, 4909 1688</p>	<p>PROJECT STAFF RESIDENCE FOR SET ON PLOTS 53/11,12,13,14 AT RAJINDER NAGAR</p> <p>DWG. TITLE 53/11 TYPICAL FLOOR ELECTRICAL</p>	<p>Notes :- 1. All dimensions are in mm. 2. Dimensions are to be read and not measured 3. Any discrepancy in the drawing should be brought to the notice of the architect and no deviation should be made without the approval of the architect. 4. The dwgs. are the copyright of the architect and should not be used for any unauthorised reason. 5. All beams, columns, slab sizes and reinforcement details are as per structural drawings. 6. All dimensions are finished dimensions unless mentioned and tolerances for plaster finishing have to be left as reqd.</p>	<p>DWG. NO NMA-SSR-EL-103A-R0</p>
	<p>FILE R0_SSR_AUTOCAD</p> <p>DATE 23_02_2023</p> <p>DEALT BY SURYA</p> <p>SCALE NTS</p>		




LEGEND	DESCRIPTION
	CEILING LIGHT
	EXHAUST
	SWITCH BOARD
	GEYSER POINT
	WARDROBE LIGHT POINT
	MIRROR LIGHT
	CALLING BELL & WATER OVERFLOW ALARM

LEGENDS	SWITCH BOARD	DESCRIPTION
(A)		1050mm,ht 1-CALLING BELL 1-SWITCH FOR ENTRANCE LOBBY LIGHT
(A1)		1050mm,ht 1-TWO WAY SWITCH FOR STAIRCASE
(B)		1050mm,ht 1-SWITCH FOR FAN WITH REGULATOR 2-SWITCH FOR CEILING LIGHTS
(C)		1220mm,ht 1-DATA POINT 1-POINT FOR DVD 1-6amp SOCKET FOR TV
		760mm,ht 3-6A MASTER SWITCH FOR U 1-6A SWITCH FOR TV
		380mm,ht 3-6amp SOCKET 1-TELEPHONE POINT
(D)		1050mm,ht 1-SWITCH FOR FAN WITH REGULATOR 2 MODULE 2-SWITCH FOR CEILING LIGHTS 1-6amp SWITCHED SOCKET
(E)		1050mm,ht 1-SWITCH FOR FAN WITH REGULATOR 1-SWITCH FOR CEILING LIGHTS 4-6A SWITCH 1-6amp SWITCHED SOCKET
(F)		600mm,ht 1-16amp SOCKET 900mm,ht 1-16amp SOCKET
(G)		600mm,ht 1-16amp SOCKET
(H)		1050mm,ht 1-16amp SWITCHED SOCKET 1-SWITCH FOR HOB 1-SWITCH FOR CHIMNEY 1-SWITCH FOR GEYSER
(I)		600mm,ht 1-16amp SOCKET 1800mm,ht 1-16amp SOCKET
(J)		230mm,ht 1-16amp SWITCHED SOCKET
(K)		1050mm,ht 2-SWITCH FOR CEILING LIGHTS 1-SWITCH FOR FAN WITH REGULATOR 2 MODULE
(L)		600mm,ht 2-6amp SWITCH 1-6amp SWITCHED SOCKET 1-SWITCH CEILING LIGHT 230mm,ht 2-6amp SOCKET 600mm,ht
(M)		2-6amp SWITCH 1-6amp SWITCHED SOCKET 1-SWITCH CEILING LIGHT 230mm,ht 2-6amp SOCKET 1-TELEPHONE POINT
(N)		1050mm,ht 1-SWITCH FOR WARDROBE 1-6amp SWITCHED SOCKET 1-SWITCH FOR FOOT LIGHT 1-T/W FOR TOILET CEILING LIGHTS
(O)		1250mm,ht 3-SWITCH FOR CEILING LIGHTS 1-EXHAUST FAN 1-SWITCH FOR FAN 1-6amp SWITCHED SOCKET
(P)		1800mm,ht 1-16amp SWITCHED SOCKET
(Q)		950mm,ht 1-6amp SWITCHED SOCKET 1-SWITCH FOR DEFOGGER
(R)		950mm,ht 1-6amp SWITCHED SOCKET 1-SWITCH FOR MIRROR LIGHT
(S)		1050mm,ht 2-16amp SWITCH 1-SWITCH FOR CEILING LIGHTS
		600mm,ht 1-16amp SOCKET
		900mm,ht 1-16amp SOCKET

NOTES:-
 1. 10W LED CEILING LIGHT RECESSED IN 100X100X60 G.I.BOX PLACED IN RCC WHILE CASTING.
 2. FANS IN THE BEDROOMS ARE 48"φ AND KITCHENS ARE 30"φ.

TENDER DRAWING

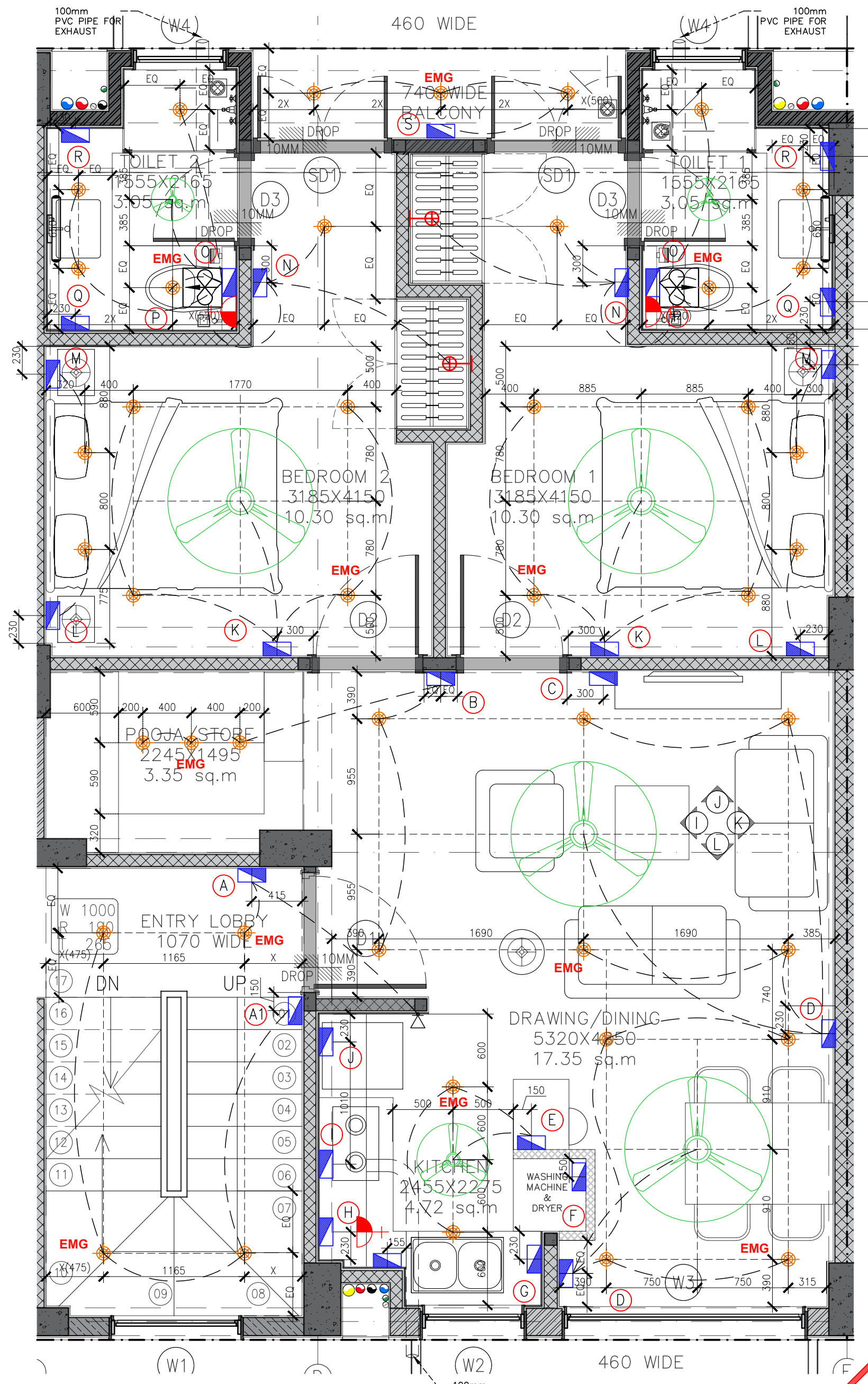


PROJECT
 STAFF RESIDENCE FOR SET ON PLOTS 53/11,12,13,14 AT RAJINDER NAGAR

DWG. TITLE
53/12 TYPICAL FLOOR ELECTRICAL

Notes :-
 1. All dimensions are in mm.
 2. Dimensions are to be read and not measured
 3. Any discrepancy in the drawing should be brought to the notice of the architect and no deviation should be made without the approval of the architect.
 4. The dwgs. are the copyright of the architect and should not be used for any unauthorised reason.
 5. All beams, columns, slab sizes and reinforcement details are as per structural drawings.
 6. All dimensions are finished dimensions unless mentioned and tolerances for plaster finishing have to be left as reqd.

DWG. NO	NMA-SSR-EL-103B-R0	
FILE	R0_SSR_AUTOCAD	
DATE	23_02_2023	
DEALT BY	SURYA	
SCALE	NTS	




LEGEND	DESCRIPTION
	CEILING LIGHT
	EXHAUST
	SWITCH BOARD
	GEYSER POINT
	WARDROBE LIGHT POINT
	MIRROR LIGHT
	CALLING BELL & WATER OVERFLOW ALARM

LEGENDS	SWITCH BOARD	DESCRIPTION
(A)		1050mm,ht 1-CALLING BELL 1-SWITCH FOR ENTRANCE LOBBY LIGHT
(A1)		1050mm,ht 1-TWO WAY SWITCH FOR STAIRCASE
(B)		1050mm,ht 1-SWITCH FOR FAN WITH REGULATOR 2-SWITCH FOR CEILING LIGHTS
(C)		1220mm,ht 1-DATA POINT 1-POINT FOR DVD 1-6amp SOCKET FOR TV
		760mm,ht 3-6A MASTER SWITCH FOR U 1-6A SWITCH FOR TV
		380mm,ht 3-6amp SOCKET 1-TELEPHONE POINT
(D)		1050mm,ht 1-SWITCH FOR FAN WITH REGULATOR 2 MODULE 2-SWITCH FOR CEILING LIGHTS 1-6amp SWITCHED SOCKET
(E)		1050mm,ht 1-SWITCH FOR FAN WITH REGULATOR 1-SWITCH FOR CEILING LIGHTS 4-6A SWITCH 1-6amp SWITCHED SOCKET
(F)		600mm,ht 1-16amp SOCKET 900mm,ht 1-16amp SOCKET
(G)		600mm,ht 1-16amp SOCKET
(H)		1050mm,ht 1-16amp SWITCHED SOCKET 1-SWITCH FOR HOB 1-SWITCH FOR CHIMNEY 1-SWITCH FOR GEYSER
(I)		600mm,ht 1-16amp SOCKET 1800mm,ht 1-16amp SOCKET
(J)		230mm,ht 1-16amp SWITCHED SOCKET
(K)		1050mm,ht 2-SWITCH FOR CEILING LIGHTS 1-SWITCH FOR FAN WITH REGULATOR 2 MODULE
(L)		600mm,ht 2-6amp SWITCH 1-6amp SWITCHED SOCKET 1-SWITCH CEILING LIGHT 230mm,ht 2-6amp SOCKET
(M)		600mm,ht 2-6amp SWITCH 1-6amp SWITCHED SOCKET 1-SWITCH CEILING LIGHT 230mm,ht 2-6amp SOCKET 1-TELEPHONE POINT
(N)		1050mm,ht 1-SWITCH FOR WARDROBE 1-6amp SWITCHED SOCKET 1-SWITCH FOR FOOT LIGHT 1-T/W FOR TOILET CEILING LIGHTS
(O)		1250mm,ht 3-SWITCH FOR CEILING LIGHTS 1-EXHAUST FAN 1-SWITCH FOR FAN 1-6amp SWITCHED SOCKET
(P)		1800mm,ht 1-16amp SWITCHED SOCKET
(Q)		950mm,ht 1-6amp SWITCHED SOCKET 1-SWITCH FOR DEFOGGER
(R)		950mm,ht 1-6amp SWITCHED SOCKET 1-SWITCH FOR MIRROR LIGHT
(S)		1050mm,ht 2-16amp SWITCH 1-SWITCH FOR CEILING LIGHTS
		600mm,ht 1-16amp SOCKET
		900mm,ht 1-16amp SOCKET

NOTES:-
 1. 10W LED CEILING LIGHT RECESSED IN 100X100X60 G.I.BOX PLACED IN RCC WHILE CASTING.
 2. FANS IN THE BEDROOMS ARE 48"φ AND KITCHENS ARE 30"φ.

TENDER DRAWING



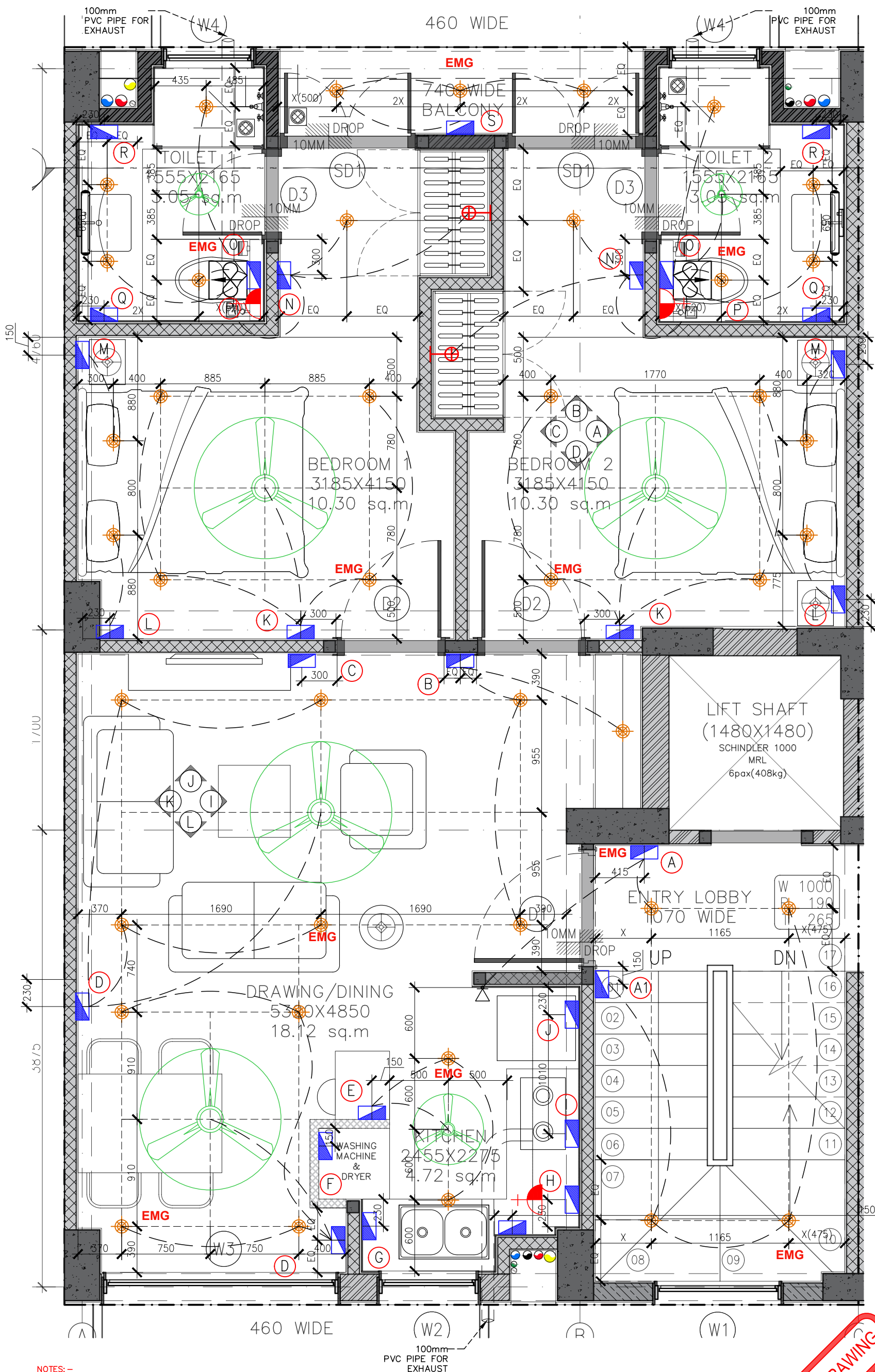
PROJECT
 STAFF RESIDENCE FOR SET ON PLOTS 53/11,12,13,14 AT RAJINDER NAGAR

DWG. TITLE
53/13 TYPICAL FLOOR ELECTRICAL

Notes :-
 1. All dimensions are in mm.
 2. Dimensions are to be read and not measured
 3. Any discrepancy in the drawing should be brought to the notice of the architect and no deviation should be made without the approval of the architect.
 4. The dwgs. are the copyright of the architect and should not be used for any unauthorised reason.
 5. All beams, columns, slab sizes and reinforcement details are as per structural drawings.
 6. All dimensions are finished dimensions unless mentioned and tolerances for plaster finishing have to be left as reqd.

DWG. NO
NMA-SSR-EL-103C-R0

FILE	RO_SSR_AUTOCAD
DATE	23_02_2023
DEALT BY	SURYA
SCALE	NTS



LEGEND	DESCRIPTION
	CEILING LIGHT
	EXHAUST
	SWITCH BOARD
	GEYSER POINT
	WARDROBE LIGHT POINT
	MIRROR LIGHT
	CALLING BELL & WATER OVERFLOW ALARM
	EMERGENCY LIGHTS

LEGENDS	SWITCH BOARD	DESCRIPTION
(A)		1050mm,ht 1-CALLING BELL 1-SWITCH FOR ENTRANCE LOBBY LIGHT
(A1)		1050mm,ht 1-TWO WAY SWITCH FOR STAIRCASE
(B)		1050mm,ht 1-SWITCH FOR FAN WITH REGULATOR 2 MODULE 2-SWITCH FOR CEILING LIGHTS
(C)		1220mm,ht 1-DATA POINT 1-POINT FOR DVD 1-6amp SOCKET FOR TV
(D)		760mm,ht 3-6A MASTER SWITCH FOR U 1-6A SWITCH FOR TV
(E)		380mm,ht 3-6amp SOCKET 1-TELEPHONE POINT
(F)		1050mm,ht 1-SWITCH FOR FAN WITH REGULATOR 2 MODULE 2-SWITCH FOR CEILING LIGHTS 1-6amp SWITCHED SOCKET
(G)		1050mm,ht 1-SWITCH FOR FAN WITH REGULATOR 2 MODULE 1-SWITCH FOR CEILING LIGHTS 4-6A SWITCH 1-6amp SWITCHED SOCKET
(H)		600mm,ht 1-16amp SOCKET 900mm,ht 1-16amp SOCKET
(I)		600mm,ht 1-16amp SOCKET 1800mm,ht 1-16amp SOCKET
(J)		230mm,ht 1-16amp SWITCHED SOCKET
(K)		1050mm,ht 2-SWITCH FOR CEILING LIGHTS 1-SWITCH FOR FAN WITH REGULATOR 2 MODULE
(L)		600mm,ht 2-6amp SWITCH 1-6amp SWITCHED SOCKET 1-SWITCH CEILING LIGHT 230mm,ht 2-6amp SOCKET 600mm,ht 2-6amp SWITCH 1-6amp SWITCHED SOCKET 1-SWITCH CEILING LIGHT 230mm,ht 2-6amp SOCKET 1-TELEPHONE POINT
(M)		1050mm,ht 1-SWITCH FOR WARDROBE 1-6amp SWITCHED SOCKET 1-SWITCH FOR FOOT LIGHT 1-T/W FOR TOILET CEILING LIGHTS
(N)		1250mm,ht 3-SWITCH FOR CEILING LIGHTS 1-EXHAUST FAN 1-SWITCH FOR FAN 1-6amp SWITCHED SOCKET
(O)		1800mm,ht 1-16amp SWITCHED SOCKET
(P)		950mm,ht 1-6amp SWITCHED SOCKET 1-SWITCH FOR DEFOGGER
(Q)		950mm,ht 1-6amp SWITCHED SOCKET 1-SWITCH FOR MIRROR LIGHT
(R)		1050mm,ht 2-16amp SWITCH 1-SWITCH FOR CEILING LIGHTS 600mm,ht 1-16amp SOCKET 900mm,ht 1-16amp SOCKET
(S)		1050mm,ht 2-16amp SWITCH 1-SWITCH FOR CEILING LIGHTS

NOTES:-
 1. 10W LED CEILING LIGHT RECESSED IN 100X100X60 G.I.BOX PLACED IN RCC WHILE CASTING.
 2. FANS IN THE BEDROOMS ARE 48"φ AND KITCHENS ARE 30"φ.

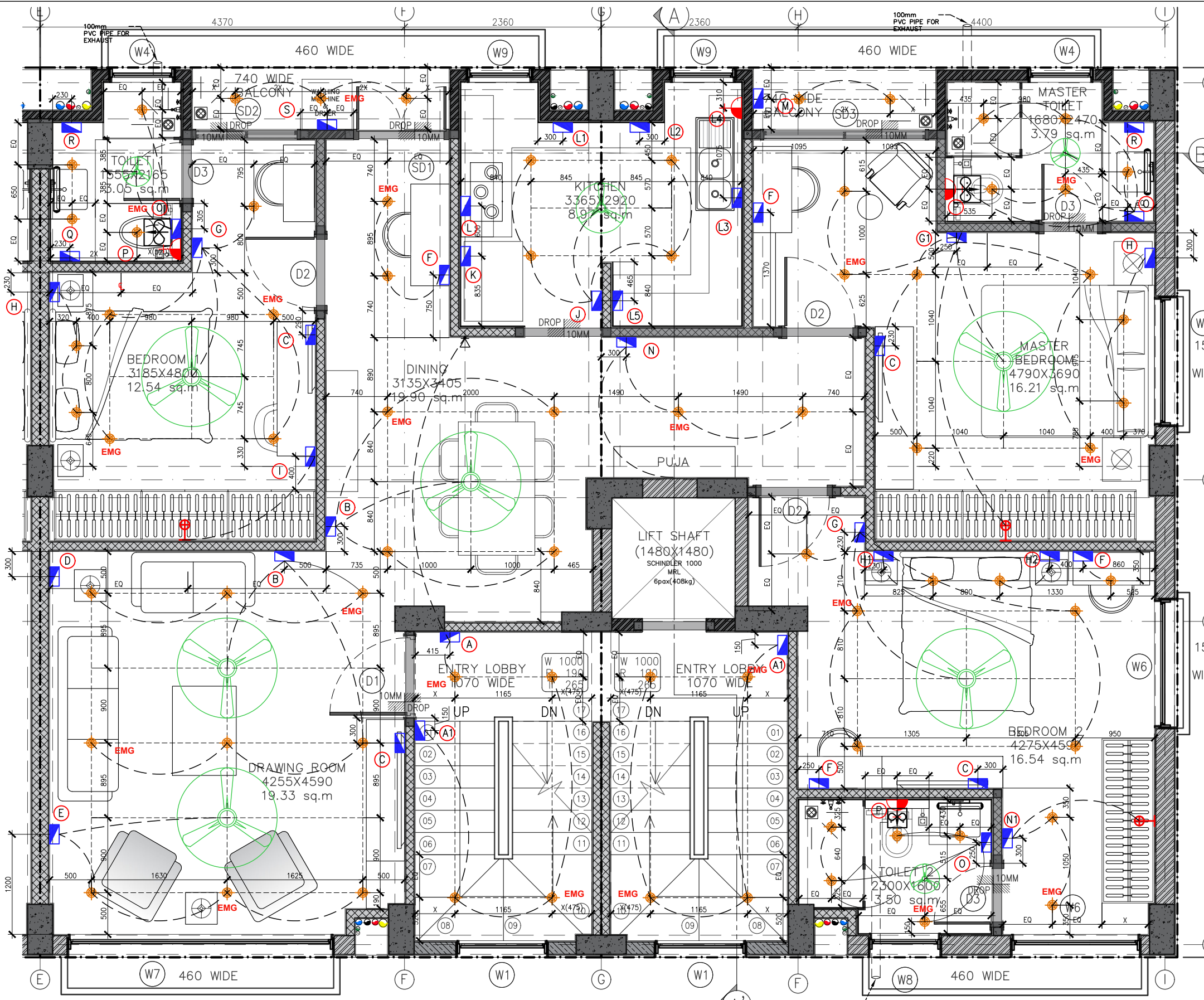
TENDER DRAWING

LEGENDS	SWITCH BOARD	DESCRIPTION
(A)	1050mm.ht	1-CALLING BELL 1-SWITCH FOR ENTRANCE LOBBY LIGHT
(A1)	1050mm.ht	1-TWO WAY SWITCH FOR STAIRCASE
(B)	1050mm.ht	1-SWITCH FOR FAN WITH REGULATOR 2-SWITCH FOR CEILING LIGHT 1-6amp SWITCHED SOCKET
(C)	1220mm.ht	1-DATA POINT 1-POINT FOR DVD 1-6amp SOCKET FOR TV
(D)	760mm.ht	3-6A MASTER SWITCH FOR TV 1-6A SWITCH FOR TV 380mm.ht 3-6amp SOCKET
(E)	230mm.ht	1-16amp SWITCHED SOCKET 1-TELEPHONE POINT
(F)	1050mm.ht	1-SWITCH FOR FAN WITH REGULATOR 1-SWITCH FOR CEILING LIGHTS
(G)	230mm.ht	2-6amp SWITCHED SOCKET 2-6amp SOCKET
(G1)	1050mm.ht	3-SWITCH FOR CEILING LIGHTS 1-SWITCH FOR FAN WITH REGULATOR 2 MODULE 1-T/W SWITCH FOR TOILET 1-SWITCH FOR WARDROBE
(H)	600mm.ht	2-6amp SWITCH 1-6amp SWITCHED SOCKET 1-SWITCH CEILING LIGHT
(H1)	230mm.ht	2-6amp SOCKET 1-TELEPHONE POINT
(H2)	600mm.ht	2-6amp SWITCH 1-6amp SWITCHED SOCKET 1-SWITCH CEILING LIGHT
(I)	230mm.ht	2-6amp SOCKET
(J)	1050mm.ht	1-SWITCH FOR WARDROBE 1-6amp SWITCHED SOCKET
(K)	1050mm.ht	2-SWITCH FOR CEILING LIGHTS 1-SWITCH FOR FAN WITH REGULATOR 2 MODULE 1-SWITCH FOR LIGHT UNDER OVERHEAD-STORAGE
(L)	230mm.ht	2-6amp SOCKET
(L1)	1800mm.ht	1-16amp SWITCHED SOCKET
(L2)	1050mm.ht	1-16amp SWITCHED SOCKET 1-SWITCH FOR HOB 1-SWITCH FOR CHIMNEY
(L3)	1050mm.ht	1-16amp SWITCHED SOCKET 1-SWITCH FOR GEYSER 1-SWITCH FOR R.O
(L4)	1800mm.ht	1-16amp SOCKET
(L5)	600mm.ht	1-16amp SOCKET
(M)	230mm.ht	1-16amp SWITCHED SOCKET
(N)	1050mm.ht	1-SWITCH FOR CEILING LIGHTS
(N1)	1050mm.ht	1-SWITCH FOR CEILING LIGHT 1-SWITCH FOR POOJA LIGHT
(N1)	1050mm.ht	1-SWITCH FOR CEILING LIGHT 1-SWITCH FOR WARDROBE LIGHT

LEGENDS	SWITCH BOARD	DESCRIPTION
(O)	1250mm.ht	3-SWITCH FOR CEILING LIGHTS 1-EXHAUST FAN 1-SWITCH FOR FAN 1-6amp SWITCHED SOCKET
(P)	1800mm.ht	1-16amp SWITCHED SOCKET
(Q)	950mm.ht	1-6amp SWITCHED SOCKET 1-SWITCH FOR DEFOGGER
(R)	1050mm.ht	1-6amp SWITCHED SOCKET 1-SWITCH FOR MIRROR LIGHT
(S)	1050mm.ht	2-16amp SWITCH 1-SWITCH FOR CEILING LIGHTS
	600mm.ht	1-16amp SOCKET
	900mm.ht	1-16amp SOCKET

LEGEND	DESCRIPTION
	CEILING LIGHT
	EXHAUST
	SWITCH BOARD
	GEYSER POINT
	WARDROBE LIGHT POINT
	CALLING BELL & WATER OVERFLOW ALARM


NOTES :-
 1. LOW LED CEILING LIGHT RECESSED IN 100X100X60 G.I.BOX PLACED IN RCC WHILE CASTING.
 2. FANS IN THE BEDROOMS ARE 48" AND KITCHENS ARE 30".



TENDER DRAWING

PLOT 53/12

PLOT 53/11



PROJECT
STAFF RESIDENCE FOR SET ON PLOTS 53/11,12,13,14 AT RAJINDER NAGAR

DWG. TITLE
FOURTH_FLOOR_ELECTRICAL_LAYOUT_PLAN -53/12&53/11

Notes :-
 1. All dimensions are in mm.
 2. Dimensions are to be read and not measured
 3. Any discrepancy in the drawing should be brought to the notice of the architect and no deviation should be made without the approval of the architect.
 4. The dwgs. are the copyright of the architect and should not be used for any unauthorised reason.
 5. All beams, columns, slab sizes and reinforcement details are as per structural drawings.
 6. All dimensions are finished dimensions unless mentioned and tolerances for plaster finishing have to be left as reqd.

DWG. NO	
NMA-SSR-EL-104A-R0	
FILE	RO_SSR_AUTOCAD
DATE	23_02_2023
DEALT BY	SURYA
SCALE	NTS

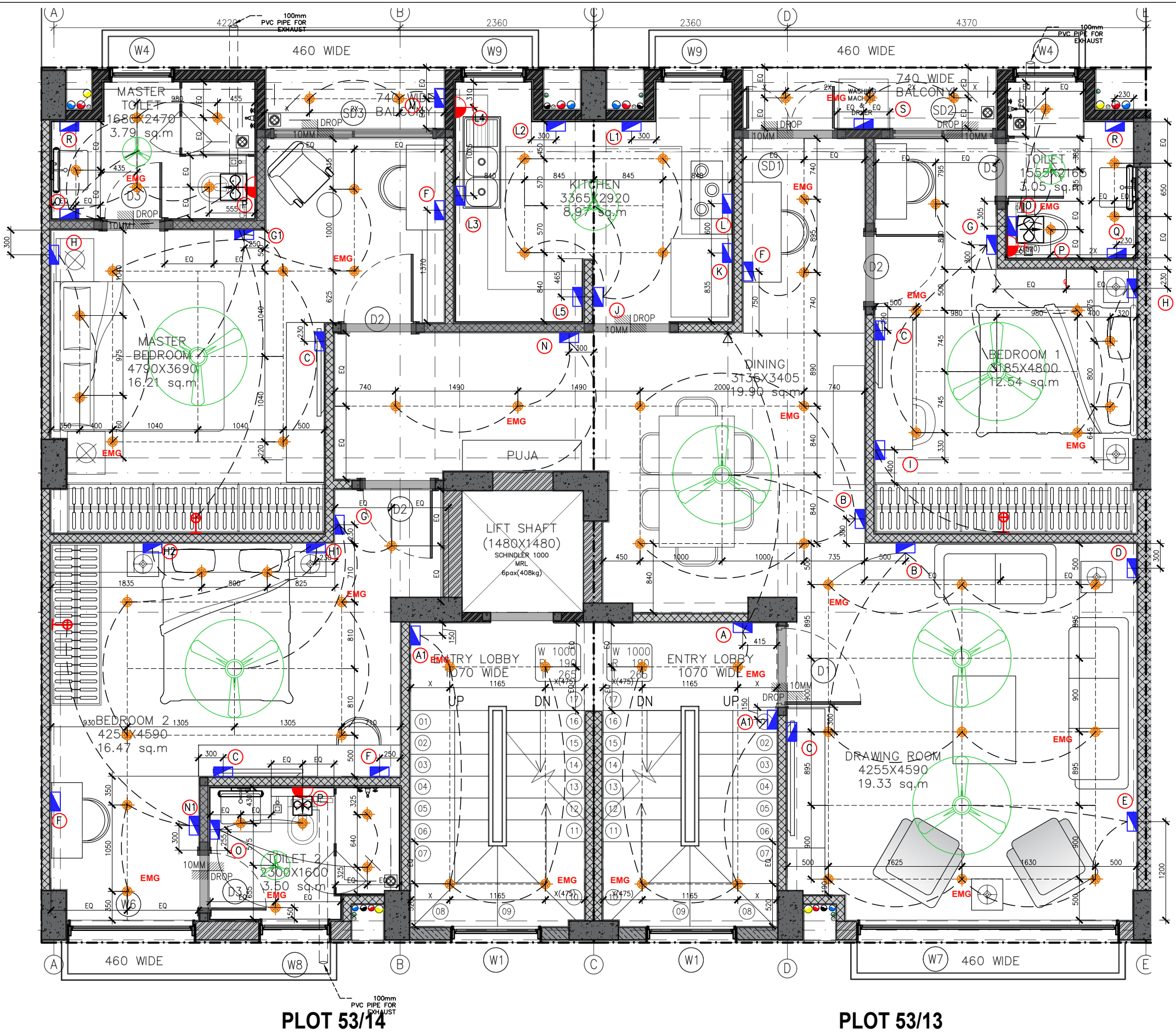
LEGENDS	SWITCH BOARD	DESCRIPTION
(A)	III	1050mm.ht 1-CALLING BELL 1-SWITCH FOR ENTRANCE LOBBY LIGHT
(A1)	III	1050mm.ht 1-TWO WAY SWITCH FOR STAIRCASE
(B)	III	1-SWITCH FOR FAN WITH REGULATOR 2-SWITCH FOR CEILING LIGHTS 1-6amp SWITCHED SOCKET
(C)	III	1220mm.ht 1-DATA POINT 1-POINT FOR DVD 1-6amp SOCKET FOR TV
(D)	III	760mm.ht 3-6A MASTER SWITCH FOR U 1-6A SWITCH FOR TV 380mm.ht 3-6amp SOCKET
(E)	III	230mm.ht 1-16amp SWITCHED SOCKET 1-TELEPHONE POINT
(F)	III	1050mm.ht 1-SWITCH FOR FAN WITH REGULATOR 1-SWITCH FOR CEILING LIGHTS
(G)	III	230mm.ht 2-6amp SOCKET
(G1)	III	1050mm.ht 3-SWITCH FOR CEILING LIGHTS 1-SWITCH FOR FAN WITH REGULATOR 2 MODULE 1-T/W SWITCH FOR TOILET 1-SWITCH FOR WARDROBE
(H)	III	600mm.ht 2-6amp SWITCH 1-6amp SWITCHED SOCKET 1-SWITCH CEILING LIGHT
(H1)	III	230mm.ht 2-6amp SOCKET 1-TELEPHONE POINT
(H2)	III	600mm.ht 2-6amp SWITCH 1-6amp SWITCHED SOCKET 1-SWITCH CEILING LIGHT
(I)	III	230mm.ht 2-6amp SOCKET
(J)	III	1050mm.ht 1-SWITCH FOR WARDROBE 1-6amp SWITCHED SOCKET
(K)	III	1050mm.ht 2-SWITCH FOR CEILING LIGHTS 1-SWITCH FOR FAN WITH REGULATOR 2 MODULE 1-SWITCH FOR LIGHT UNDER OVERHEAD-STORAGE
(L)	III	230mm.ht 1-16amp SWITCHED SOCKET
(L1)	III	1800mm.ht 1-16amp SOCKET
(L2)	III	1050mm.ht 1-16amp SWITCHED SOCKET 1-SWITCH FOR HOB 1-SWITCH FOR CHIMNEY
(L3)	III	1050mm.ht 1-16amp SWITCHED SOCKET 1-SWITCH FOR GEYSER 1-SWITCH FOR R.O
(L4)	III	1800mm.ht 1-16amp SOCKET
(L5)	III	600mm.ht 1-16amp SOCKET
(M)	III	230mm.ht 1-16amp SWITCHED SOCKET
(N)	III	1050mm.ht 1-SWITCH FOR CEILING LIGHTS
(N1)	III	1050mm.ht 1-SWITCH FOR CEILING LIGHT 1-SWITCH FOR PUJA LIGHT
(N1)	III	1050mm.ht 1-SWITCH FOR CEILING LIGHT 1-SWITCH FOR WARDROBE LIGHT

LEGENDS	SWITCH BOARD	DESCRIPTION
(O)	III	1250mm.ht 3-SWITCH FOR CEILING LIGHTS
(P)	III	1-EXHAUST FAN 1-SWITCH FOR FAN 1-6amp SWITCHED SOCKET
(Q)	III	950mm.ht 1-6amp SWITCHED SOCKET 1-SWITCH FOR DEFOGGER
(R)	III	950mm.ht 1-6amp SWITCHED SOCKET 1-SWITCH FOR MIRROR LIGHT
(S)	III	1050mm.ht 2-16amp SWITCH 1-SWITCH FOR CEILING LIGHT
	III	600mm.ht 1-16amp SOCKET
	III	900mm.ht 1-16amp SOCKET

LEGENDS	DESCRIPTION
	CEILING LIGHT
	EXHAUST
	SWITCH BOARD
	GEYSER POINT
	WARDROBE LIGHT POINT
	MIRROR LIGHT
	CALLING BELL & WATER OVERFLOW ALARM

- NOTES:-
 1. 10W LED CEILING LIGHT RECESSED IN 100X100X60 G.I.BOX PLACED IN RCC WHILE CASTING.
 2. FANS IN THE BEDROOMS ARE 48" & AND KITCHENS ARE 30".

TENDER DRAWING

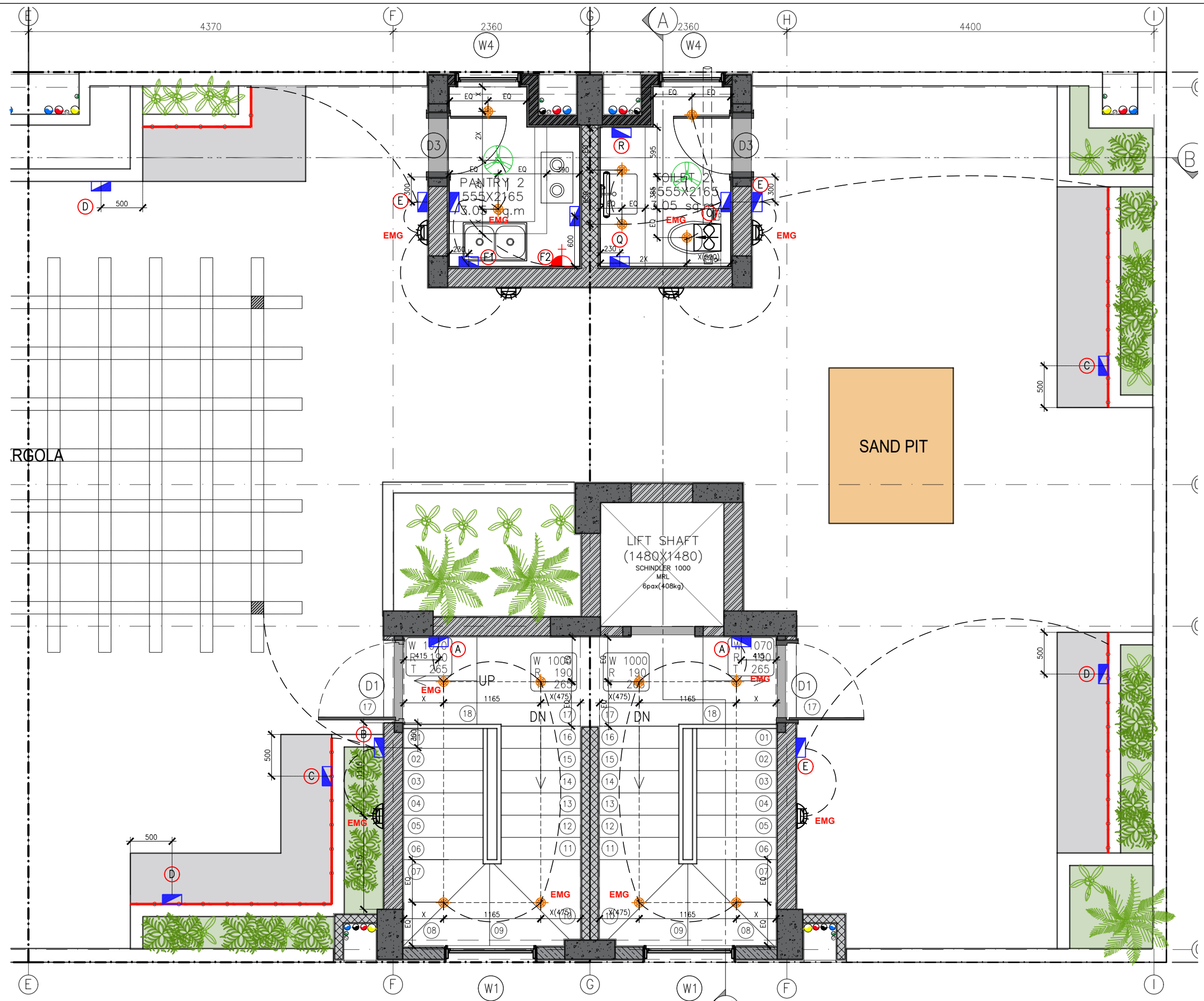


	PROJECT	STAFF RESIDENCE FOR SET ON PLOTS 53/11,12,13,14 AT RAJINDER NAGAR	Notes :- 1. All dimensions are in mm. 2. Dimensions are to be read and not measured 3. Any discrepancy in the drawing should be brought to the notice of the architect and no deviation should be made without the approval of the architect. 4. The dwgs. are the copyright of the architect and should not be used for any unauthorised reason. 5. All beams, columns, slab sizes and reinforcement details are as per structural drawings. 6. All dimensions are finished dimensions unless mentioned and tolerances for plaster finishing have to be left as reqd.	DWG. NO	NMA-SSR-EL-104B-R0
	DWG. TITLE	FOURTH_FLOOR_ELECTRICAL_LAYOUT_PLAN - 53/14&53/13		FILE	RO_SSR_AUTOCAD
	DATE	23_02_2023		DEALT BY	SURYA
		SCALE	NTS		

LEGENDS	SWITCH BOARD	DESCRIPTION
(A)	1050mm,ht	1-17W SWITCH FOR STAIRCASE LIGHTS 1-SWITCH FOR ENTRANCE LOBBY LIGHT
(B)	1050mm,ht	EXTERIOR 1-SWITCH FOR WALL LIGHT 1-SWITCH FOR STRIP LIGHT 1-LIGHT CONNECTION FOR PERGOLA
(C)	230mm,ht	1-6amp SWITCHED SOCKET
(D)	230mm,ht	1-16amp SWITCHED SOCKET
(E)	1050mm,ht	EXTERIOR 1-SWITCH FOR WALL LIGHT 1-SWITCH FOR STRIP LIGHT
(F)	1050mm,ht	1-SWITCH FOR CEILING LIGHTS 1-SWITCH FOR FAN 1-SWITCH FOR GEYSER 1-SWITCH FOR R.O
(F1)	600mm,ht	1-16amp SWITCHED SOCKET
(F2)	1800mm,ht	1-16amp SWITCHED SOCKET
(G)	1050mm,ht	1-16amp SWITCHED SOCKET
(O)	1250mm,ht	3-SWITCH FOR CEILING LIGHTS 1-EXHAUST FAN 1-SWITCH FOR FAN 1-6amp SWITCHED SOCKET
(Q)	950mm,ht	1-6amp SWITCHED SOCKET 1-SWITCH FOR DEFOGGER
(R)	950mm,ht	1-6amp SWITCHED SOCKET 1-SWITCH FOR MIRROR LIGHT

LEGEND	DESCRIPTION
	CEILING LIGHT
	EXHAUST
	SWITCH BOARD
	GEYSER POINT
	WARDROBE LIGHT POINT
	MIRROR LIGHT
	CALLING BELL
	BRICK LIGHT AT 2400
	STRIP LIGHT


NOTES:-
 1. LOW LED CEILING LIGHT RECESSED IN 100X100X60 G.I.BOX PLACED IN RCC WHILE CASTING.
 2. FANS IN THE BEDROOMS ARE 48" AND KITCHENS ARE 30".



TENDER DRAWING

PLOT 53/12

PLOT 53/11



PROJECT
STAFF RESIDENCE FOR SET ON PLOTS 53/11,12,13,14 AT RAJINDER NAGAR

DWG. TITLE
TERRACE ELECTRICAL LAYOUT PLAN-53/12&53/11

Notes :-
 1. All dimensions are in mm.
 2. Dimensions are to be read and not measured
 3. Any discrepancy in the drawing should be brought to the notice of the architect and no deviation should be made without the approval of the architect.
 4. The dwgs. are the copyright of the architect and should not be used for any unauthorised reason.
 5. All beams, columns, slab sizes and reinforcement details are as per structural drawings.
 6. All dimensions are finished dimensions unless mentioned and tolerances for plaster finishing have to be left as reqd.

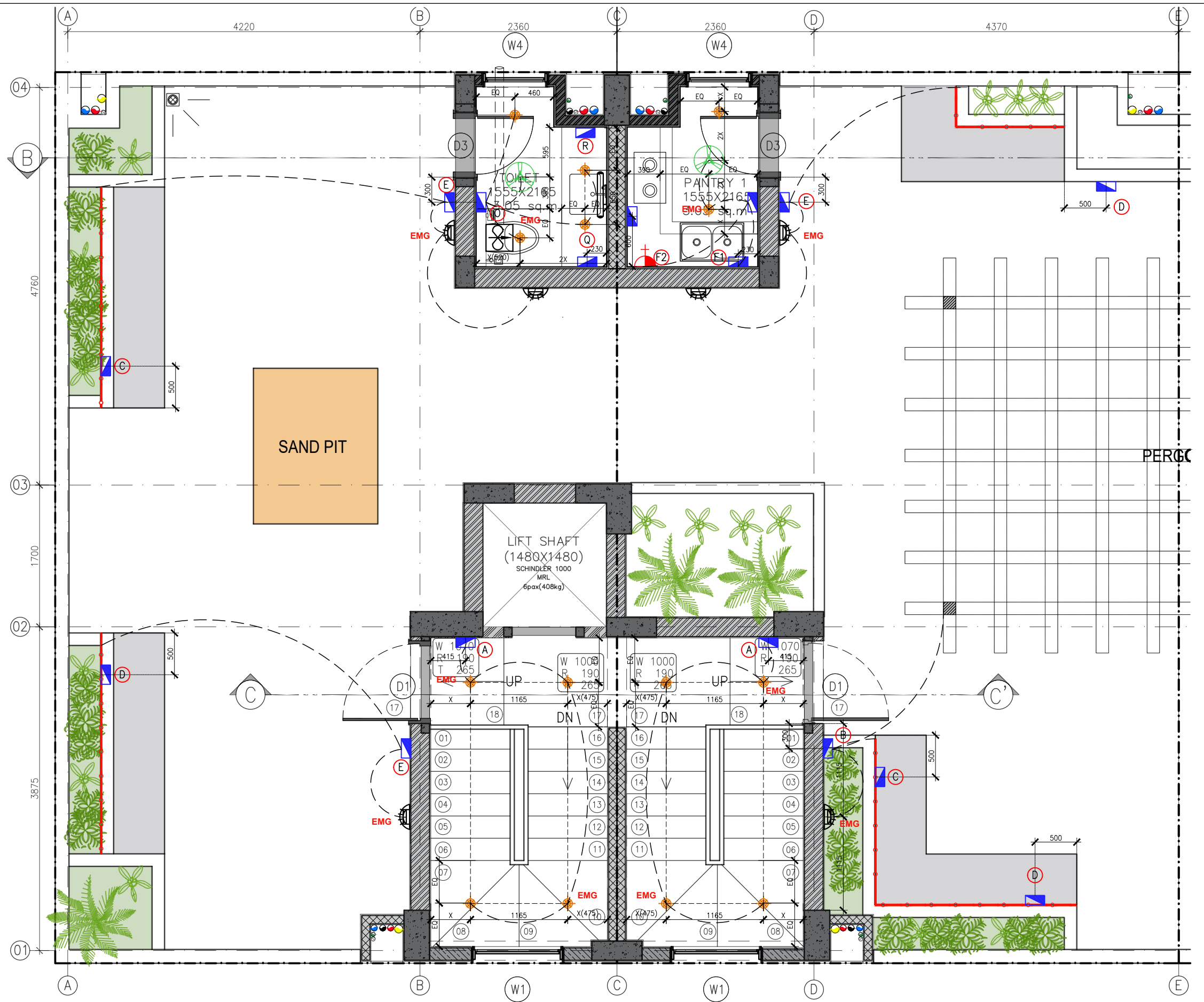
DWG. NO	
NMA-SSR-EL-105A-R0	
FILE	RO_SSR_AUTOCAD
DATE	23_02_2023
DEALT BY	SURYA
SCALE	NTS



LEGENDS	SWITCH BOARD	DESCRIPTION
(A)	1050mm,ht	1-17W SWITCH FOR STAIRCASE LIGHTS 1-SWITCH FOR ENTRANCE LOBBY LIGHT
(B)	1050mm,ht	EXTERIOR 1-SWITCH FOR WALL LIGHT 1-SWITCH FOR STRIP LIGHT 1-LIGHT CONNECTION FOR PERGOLA
(C)	230mm,ht	1-6amp SWITCHED SOCKET
(D)	230mm,ht	1-16amp SWITCHED SOCKET
(E)	1050mm,ht	EXTERIOR 1-SWITCH FOR WALL LIGHT 1-SWITCH FOR STRIP LIGHT
(F)	1050mm,ht	1-SWITCH FOR CEILING LIGHTS 1-SWITCH FOR FAN 1-SWITCH FOR GEYSER 1-SWITCH FOR R.O.
(F1)	600mm,ht	1-16amp SWITCHED SOCKET
(F2)	1800mm,ht	1-16amp SWITCHED SOCKET
(G)	1050mm,ht	1-16amp SWITCHED SOCKET
(O)	1250mm,ht	3-SWITCH FOR CEILING LIGHTS 1-EXHAUST FAN 1-SWITCH FOR FAN 1-6amp SWITCHED SOCKET
(Q)	950mm,ht	1-6amp SWITCHED SOCKET 1-SWITCH FOR DEFOGGER
(R)	950mm,ht	1-6amp SWITCHED SOCKET 1-SWITCH FOR MIRROR LIGHT

LEGEND	DESCRIPTION
	CEILING LIGHT
	EXHAUST
	SWITCH BOARD
	GEYSER POINT
	WARDROBE LIGHT POINT
	MIRROR LIGHT
	CALLING BELL
	BRICK LIGHT AT 2400
	STRIP LIGHT


NOTES:-
 1. LOW LED CEILING LIGHT RECESSED IN 100X100X60 G.I.BOX PLACED IN RCC WHILE CASTING.
 2. FANS IN THE BEDROOMS ARE 48" AND KITCHENS ARE 30".



TENDER DRAWING

PLOT 53/14

PLOT 53/13



PROJECT
STAFF RESIDENCE FOR SET ON PLOTS 53/11,12,13,14 AT RAJINDER NAGAR

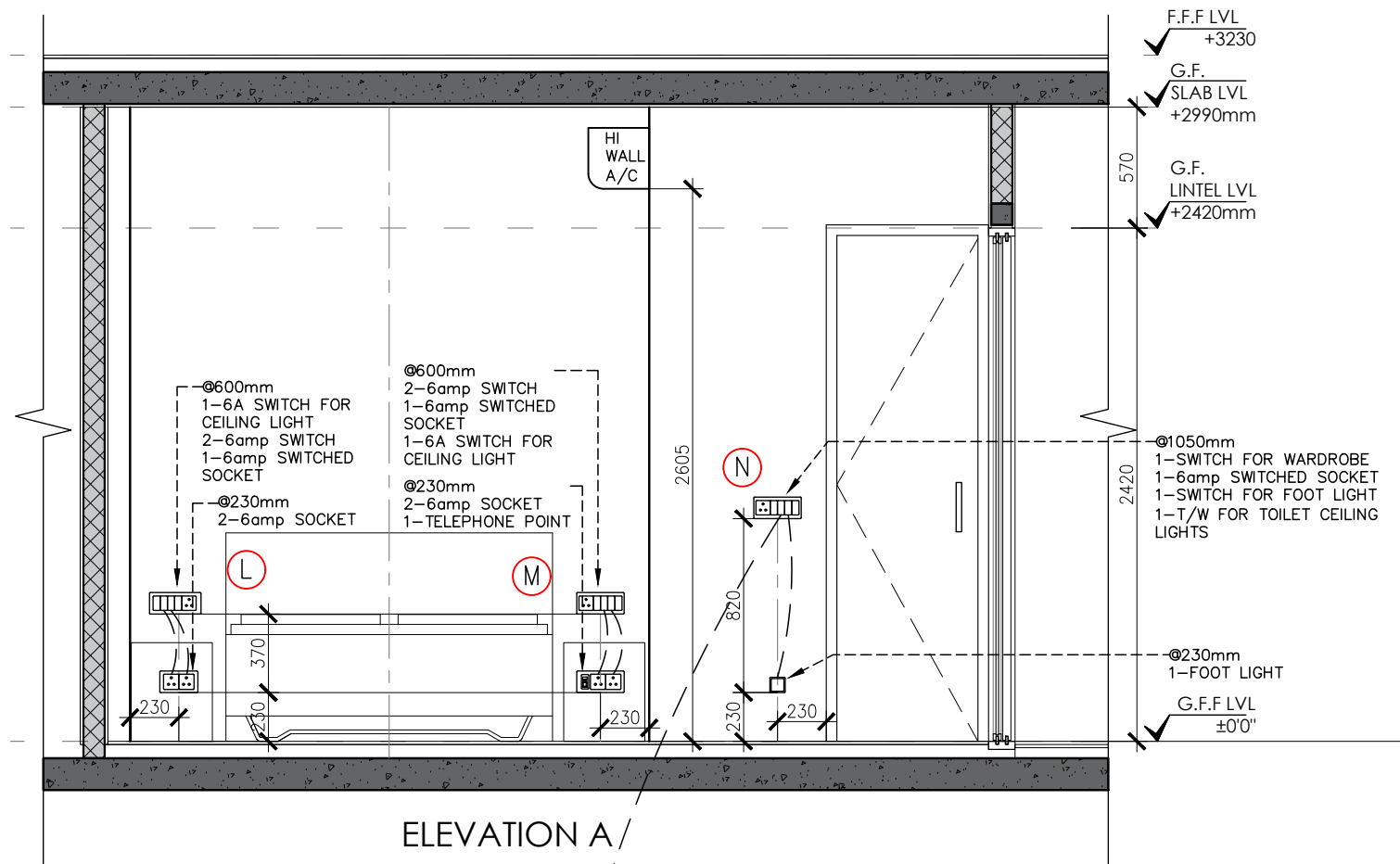
DWG. TITLE
TERRACE ELECTRICAL LAYOUT PLAN-53/14&53/13

Notes :-
 1. All dimensions are in mm.
 2. Dimensions are to be read and not measured
 3. Any discrepancy in the drawing should be brought to the notice of the architect and no deviation should be made without the approval of the architect.
 4. The dwgs. are the copyright of the architect and should not be used for any unauthorised reason.
 5. All beams, columns, slab sizes and reinforcement details are as per structural drawings.
 6. All dimensions are finished dimensions unless mentioned and tolerances for plaster finishing have to be left as reqd.

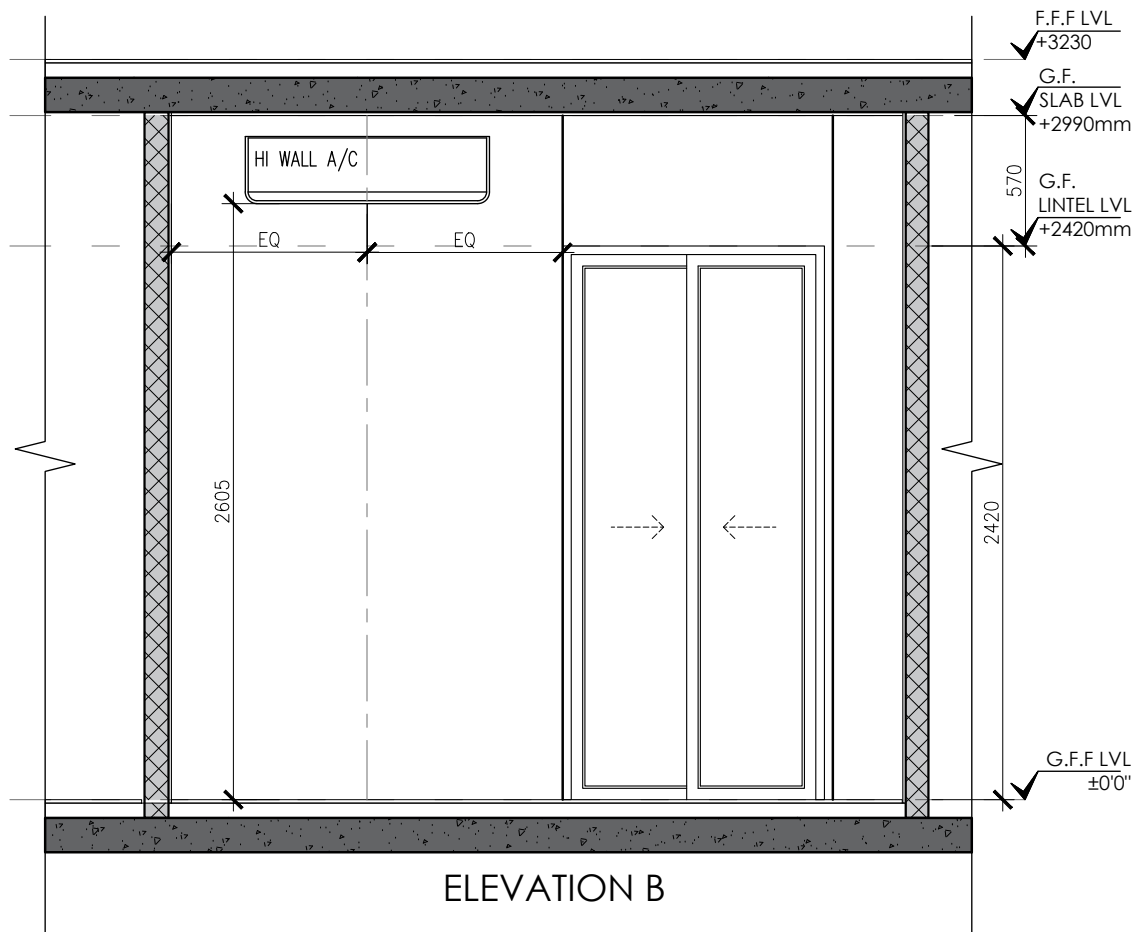
DWG. NO	
NMA-SSR-EL-105A-R0	
FILE	RO_SSR_AUTOCAD
DATE	23_02_2023
DEALT BY	SURYA
SCALE	NTS



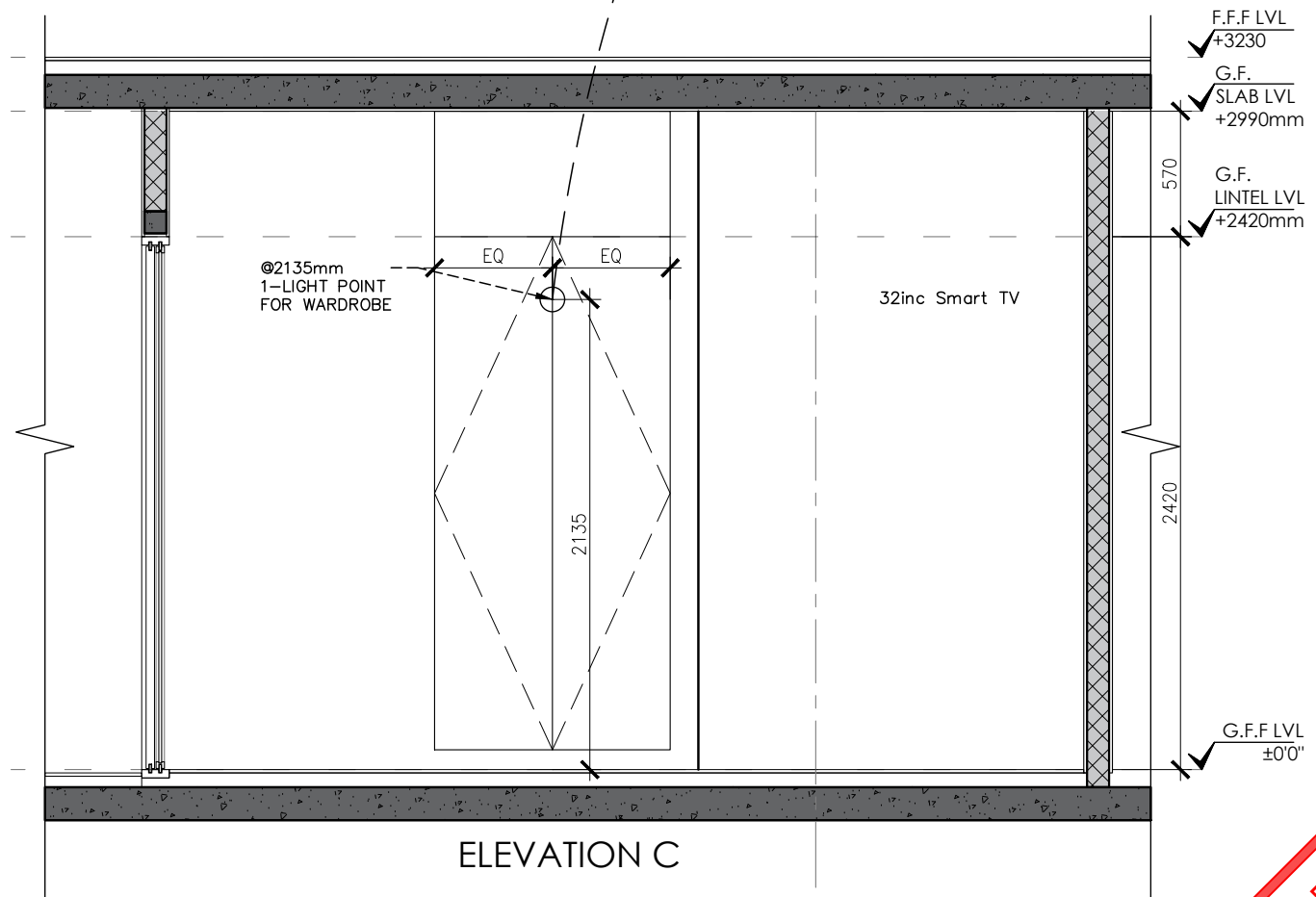
NITESH MINOCHA
 ARCHITECTS
 ARCHITECTURE INTERIOR DESIGN
 K-2115, C.R. PARK, NEW DELHI - 110019, INDIA
 TEL: 011-4909 3488, 4909 1688



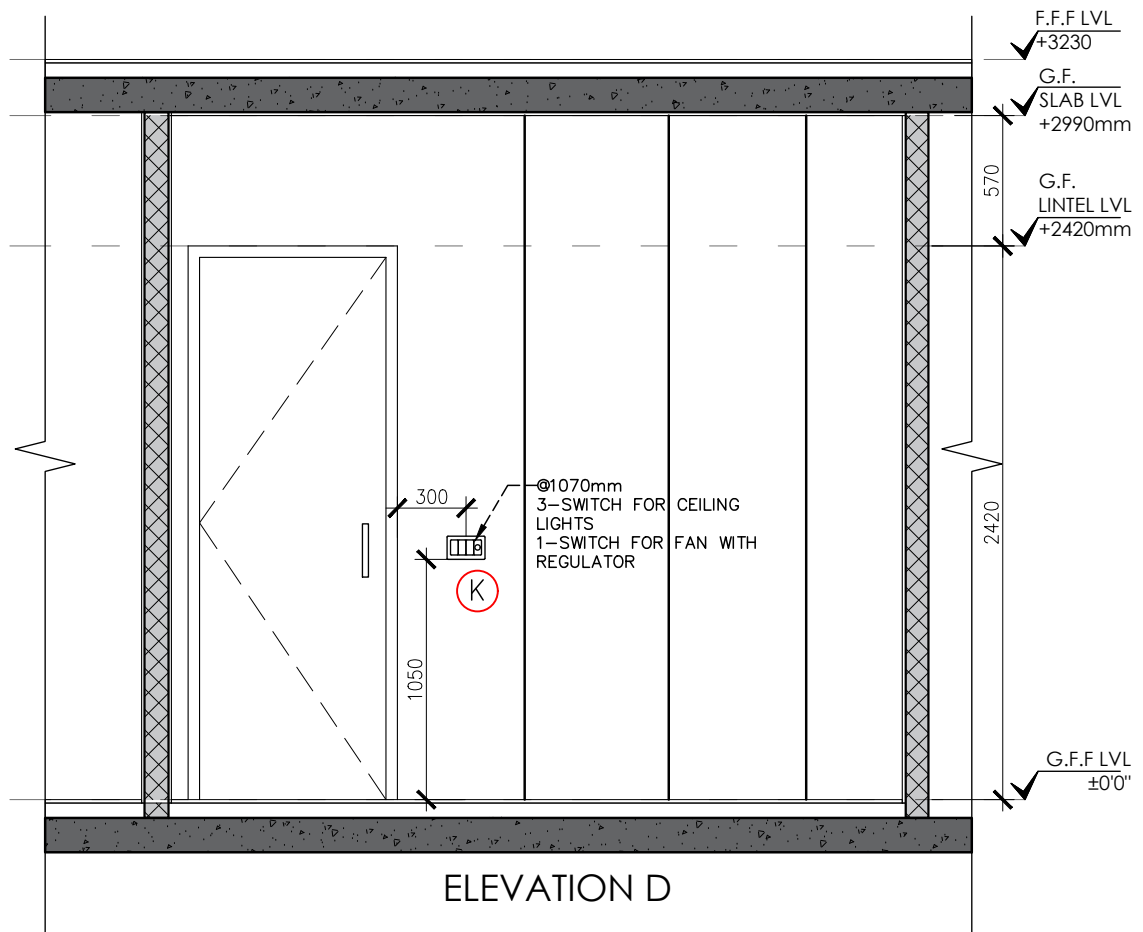
ELEVATION A



ELEVATION B



ELEVATION C



ELEVATION D

TENDER DRAWING

DWG. NO

NMA-SSR-EI-201-R0

FILE	RO_SSR-AUTOCAD
DATE	23_02_2023
DEALT BY	SURYA
SCALE	NTS

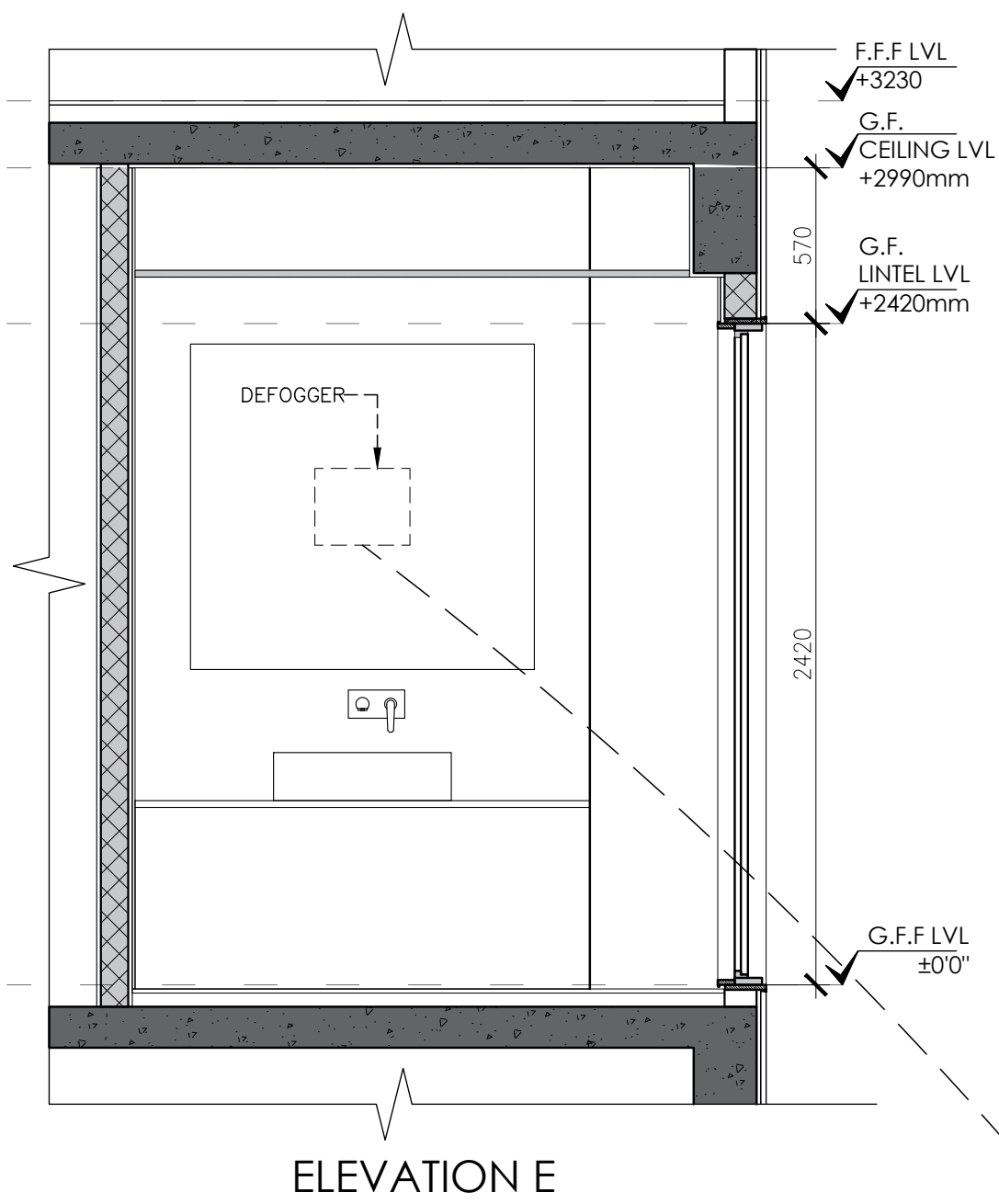
Notes :-

- All dimensions are in mm.
- Dimensions are to be read and not measured.
- Any discrepancy in the drawing should be brought to the notice of the architect and no deviation should be made without the approval of the architect.
- The dwgs. are the copyright of the architect and should not be used for any unauthorised reason.
- All beams, columns, slab sizes and reinforcement details are as per structural drawings.
- All dimensions are finished dimensions unless mentioned and tolerances for plaster finishing have to be left as reqd.

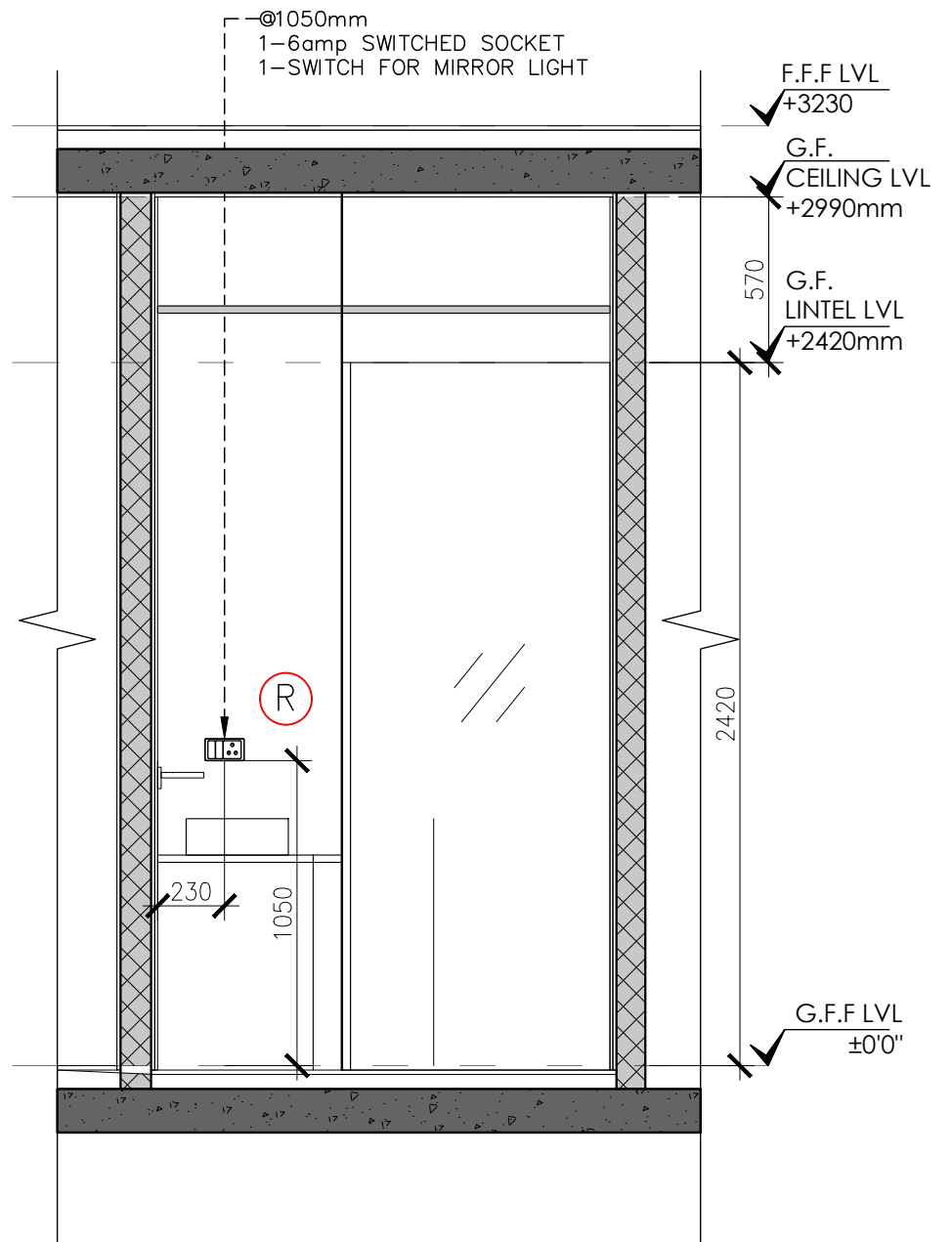
PROJECT
STAFF RESIDENCE FOR SET ON PLOTS 53/11,12,13,14 AT RAJINDER NAGAR

DWG. TITLE
TYPICAL FLOOR BEDROOM ELEVATION

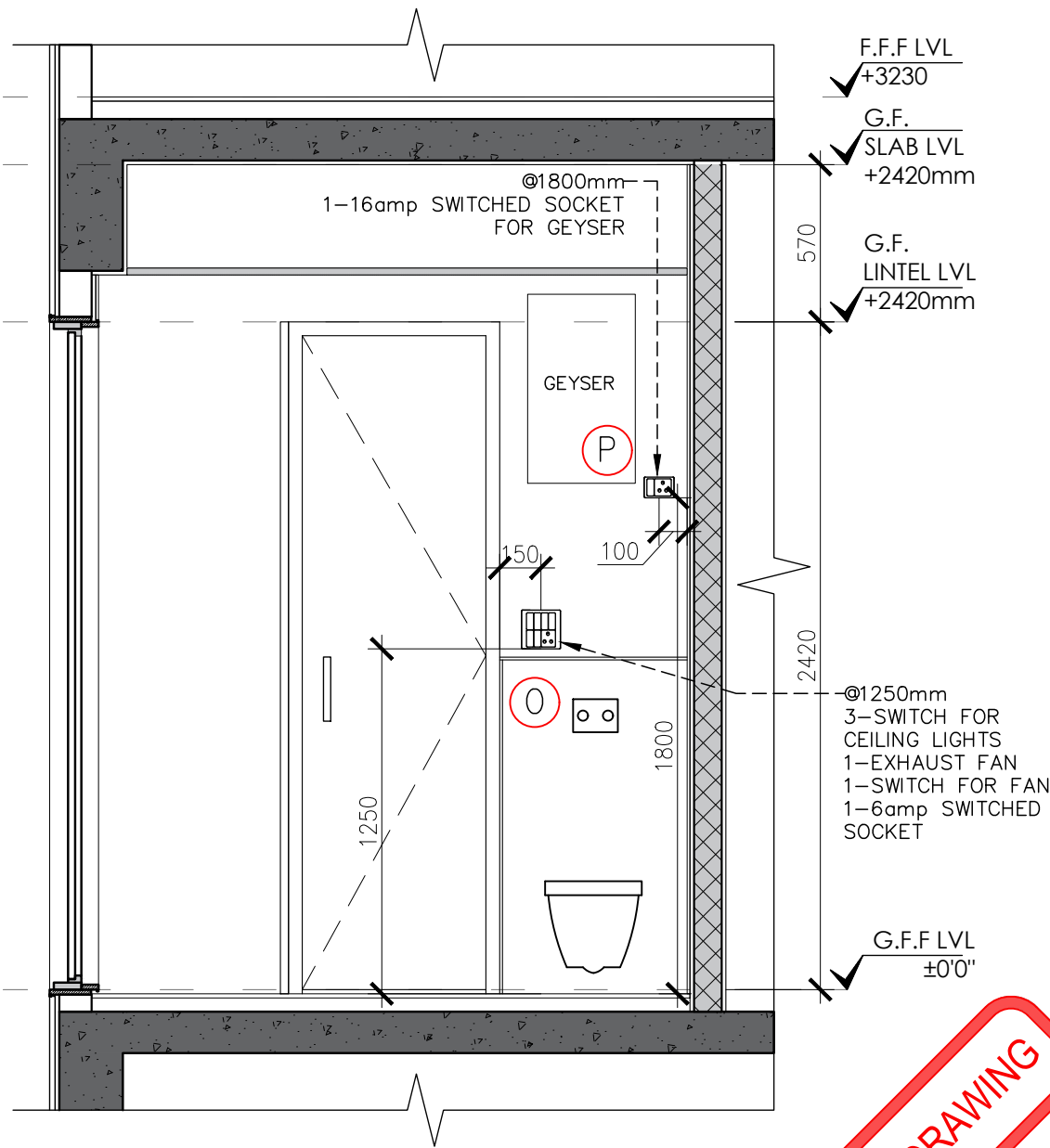
NITESH MINOCHA
ARCHITECTURE - INTERIOR DESIGN
101, CAHILL ROAD, 4TH FLOOR, 4009 1688
TEL: 011-4909 3488, 4909 1688



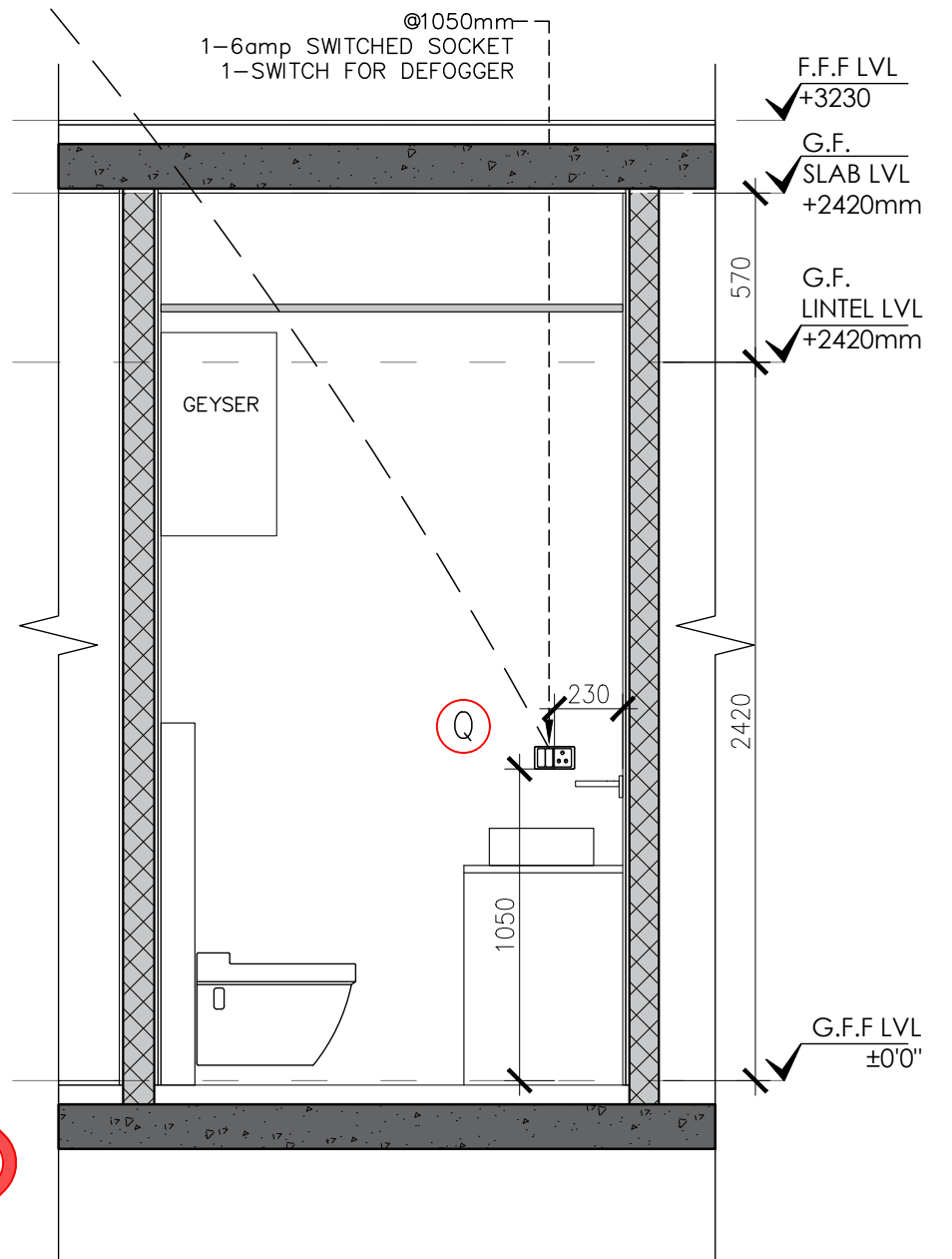
ELEVATION E



ELEVATION F



ELEVATION G

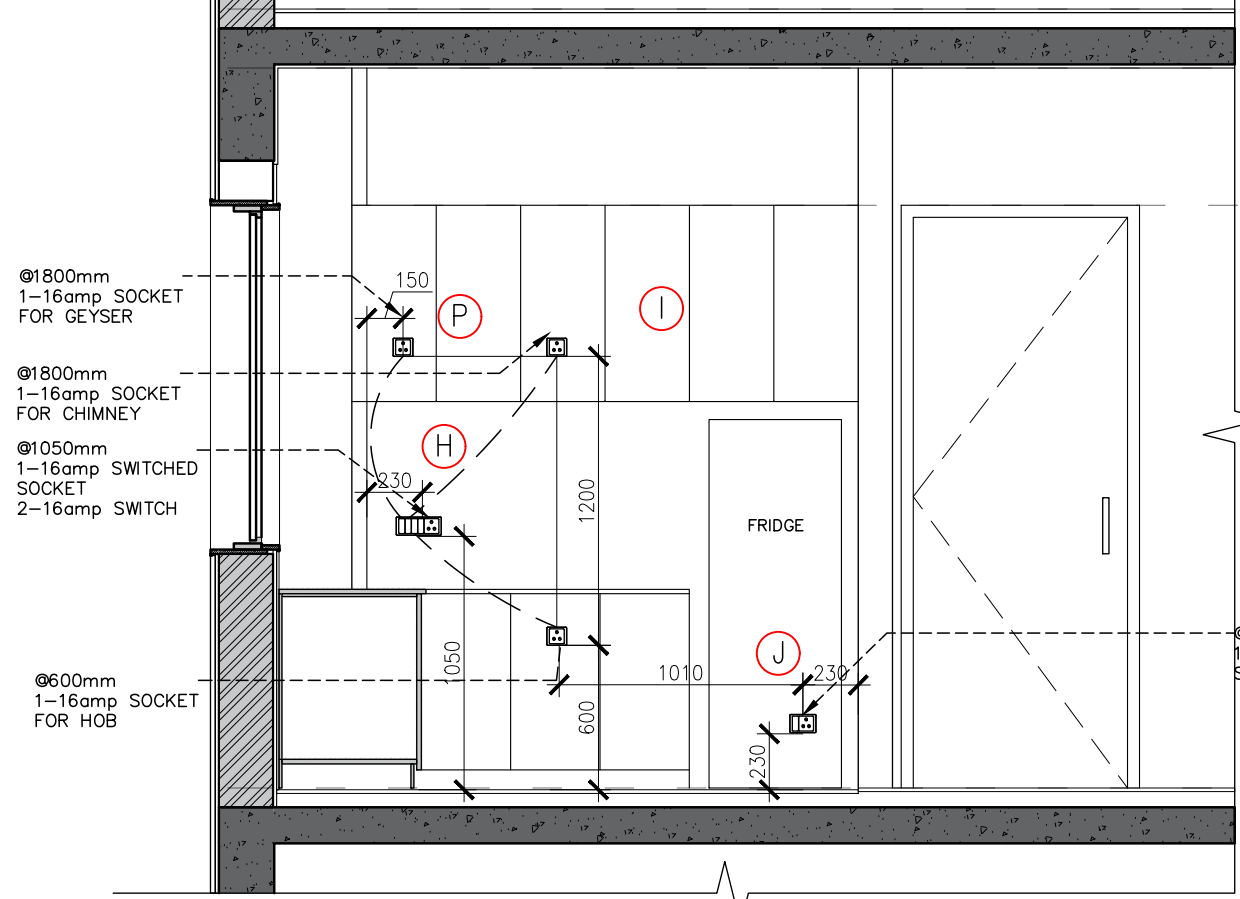


ELEVATION H

TENDER DRAWING

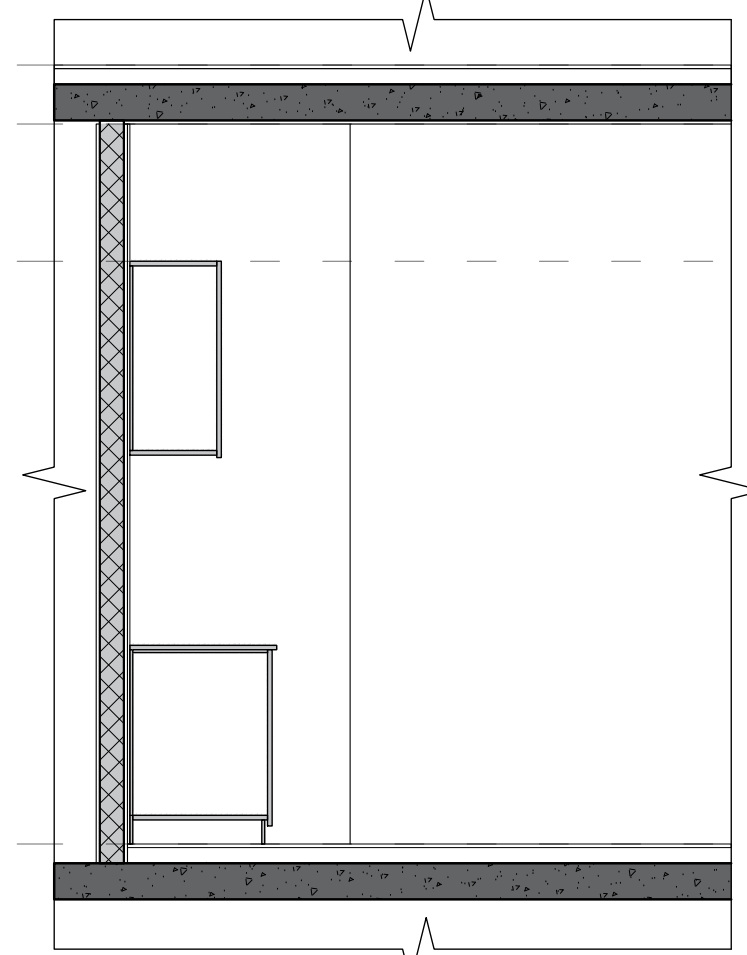
- ①800mm
1-16amp SOCKET
FOR GEYSER
- ①800mm
1-16amp SOCKET
FOR CHIMNEY
- ①050mm
1-16amp SWITCHED
SOCKET
2-16amp SWITCH
- ⑥00mm
1-16amp SOCKET
FOR HOB

F.F.F LVL
✓+3230
G.F.
✓CEILING LVL
+2990mm
G.F.
LINTEL LVL
✓+2420mm



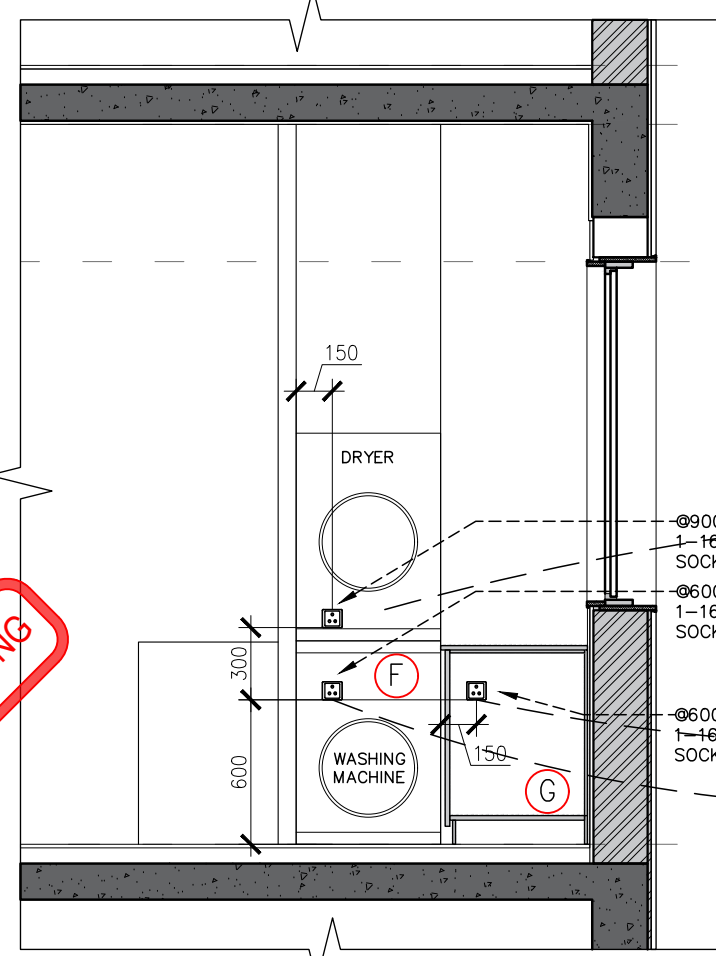
ELEVATION M

F.F.F LVL
✓+3230
G.F.
✓CEILING LVL
+2990mm
G.F.
LINTEL LVL
✓+2420mm



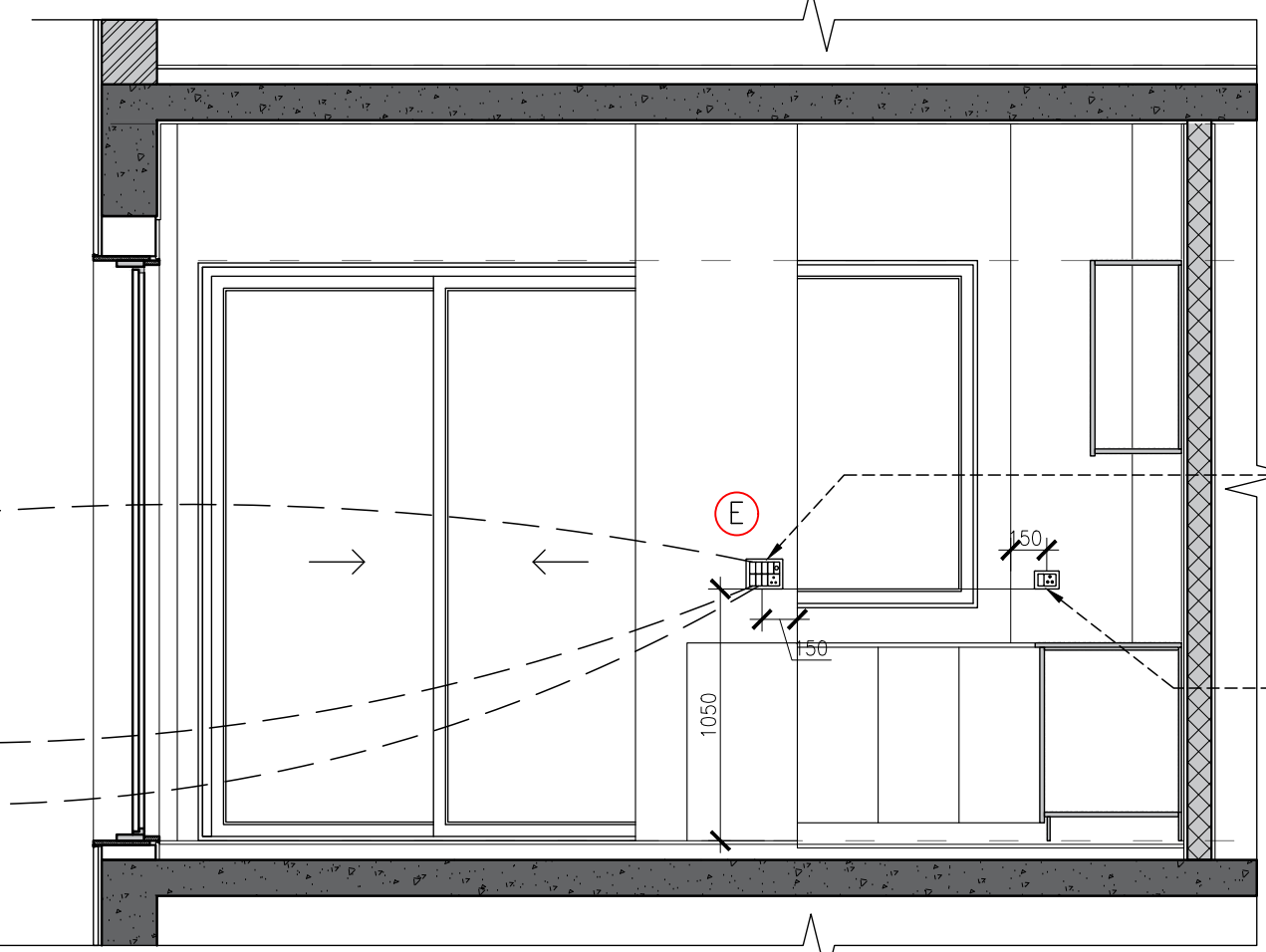
ELEVATION N

F.F.F LVL
✓+3230
G.F.
✓CEILING LVL
+2990mm
G.F.
LINTEL LVL
✓+2420mm



ELEVATION O

F.F.F LVL
✓+3230
G.F.
✓CEILING LVL
+2990mm
G.F.
LINTEL LVL
✓+2420mm



ELEVATION P

TENDER DRAWING

DWG. NO

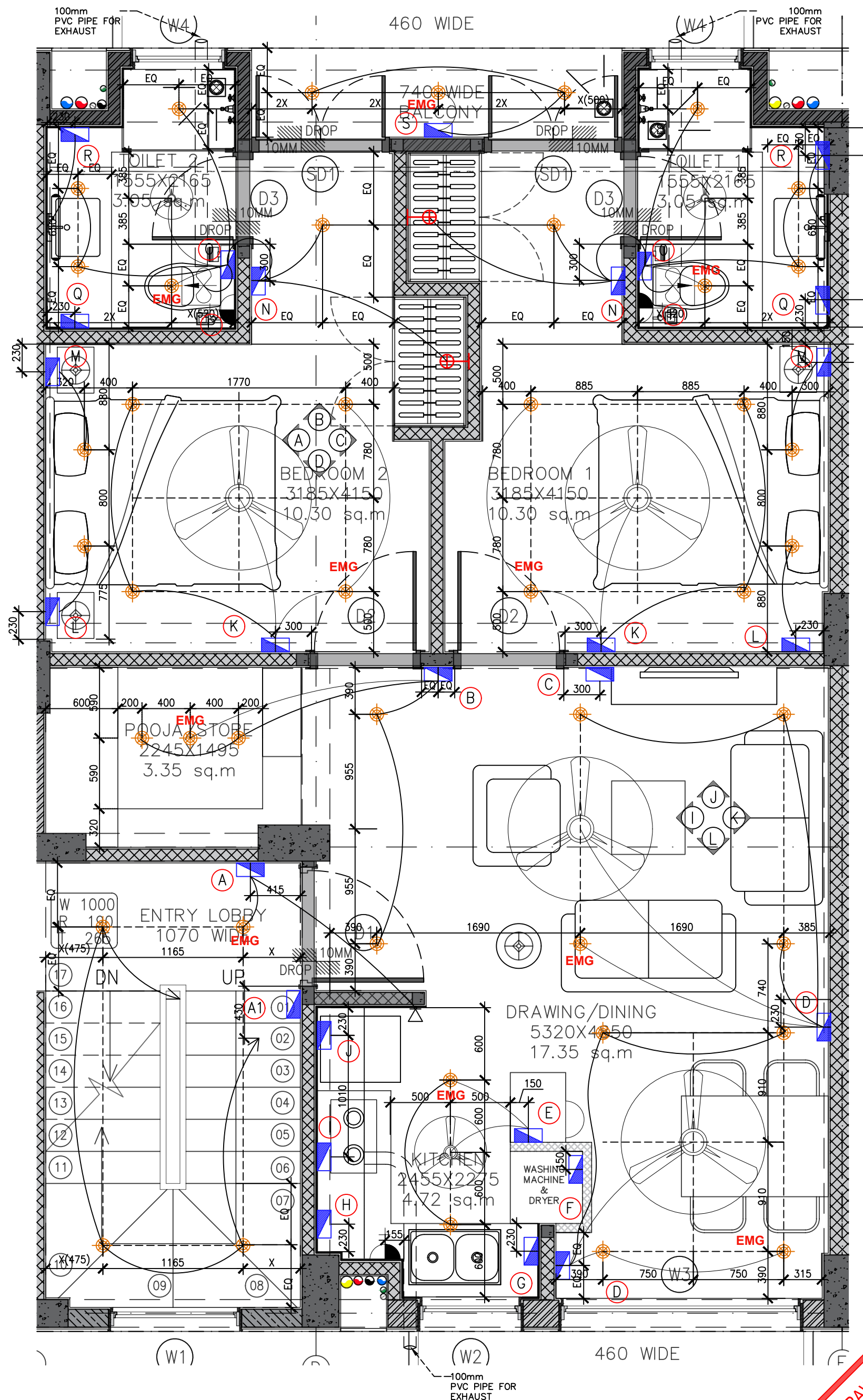
NMA-SSR-EI-203-R0

FILE	RO_SSR-AUTOCAD
DATE	23_02_2023
DEALT BY	SURYA
SCALE	NTS

Notes :-
 1. All dimensions are in mm.
 2. Dimensions are to be read and not measured.
 3. Any discrepancy in the drawing should be brought to the notice of the architect and no deviation should be made without the approval of the architect.
 4. The dwgs. are the copyright of the architect and should not be used for any unauthorised reason.
 5. All beams, columns, slab sizes and reinforcement details are as per structural drawings.
 6. All dimensions are finished dimensions unless mentioned and tolerances for plaster finishing have to be left as reqd.

PROJECT
 STAFF RESIDENCE FOR SET ON PLOTS 53/11,12,13,14 AT RAJINDER NAGAR

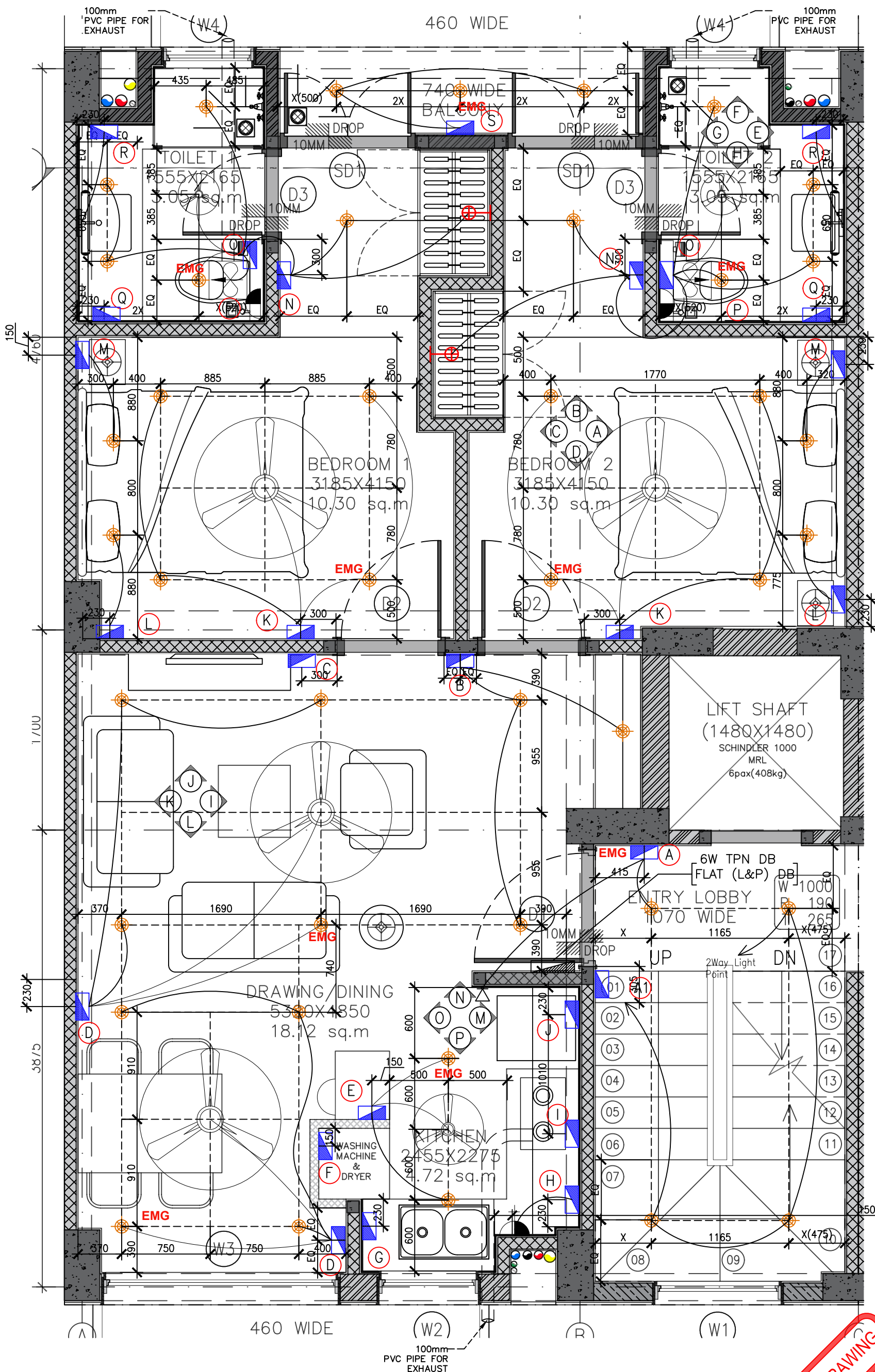
DWG. TITLE
TYPICAL KITCHEN ELEVATION



LEGEND	DESCRIPTION
	CEILING LIGHT
	EXHAUST
	SWITCH BOARD
	GEYSER POINT
	WARDROBE LIGHT POINT
	MIRROR LIGHT
	CALLING BELL & WATER OVERFLOW ALARM

LEGENDS	SWITCH BOARD	DESCRIPTION
(A)		1050mm,ht 1-CALLING BELL 1-SWITCH FOR ENTRANCE LOBBY LIGHT
(A1)		1050mm,ht 1-TWO WAY SWITCH FOR STAIRCASE
(B)		1050mm,ht 1-SWITCH FOR FAN WITH REGULATOR 2-SWITCH FOR CEILING LIGHTS
(C)		1220mm,ht 1-DATA POINT 1-POINT FOR DVD 1-6amp SOCKET FOR TV
		760mm,ht 3-6A MASTER SWITCH FOR U 1-6A SWITCH FOR TV
		380mm,ht 3-6amp SOCKET 1-TELEPHONE POINT
(D)		1050mm,ht 1-SWITCH FOR FAN WITH REGULATOR 2 MODULE 2-SWITCH FOR CEILING LIGHTS 1-6amp SWITCHED SOCKET
(E)		1050mm,ht 1-SWITCH FOR FAN WITH REGULATOR 1-SWITCH FOR CEILING LIGHTS 4-6A SWITCH 1-6amp SWITCHED SOCKET
(F)		600mm,ht 1-16amp SOCKET
		900mm,ht 1-16amp SOCKET
(G)		600mm,ht 1-16amp SOCKET
(H)		1050mm,ht 1-16amp SWITCHED SOCKET 1-SWITCH FOR HOB 1-SWITCH FOR CHIMNEY 1-SWITCH FOR GEYSER
(I)		600mm,ht 1-16amp SOCKET
		1800mm,ht 1-16amp SOCKET
(J)		230mm,ht 1-16amp SWITCHED SOCKET
(K)		1050mm,ht 2-SWITCH FOR CEILING LIGHTS 1-SWITCH FOR FAN WITH REGULATOR 2 MODULE
(L)		600mm,ht 2-6amp SWITCH 1-6amp SWITCHED SOCKET 1-SWITCH CEILING LIGHT
		230mm,ht 2-6amp SOCKET
(M)		600mm,ht 2-6amp SWITCH 1-6amp SWITCHED SOCKET 1-SWITCH CEILING LIGHT
		230mm,ht 2-6amp SOCKET 1-TELEPHONE POINT
(N)		1050mm,ht 1-SWITCH FOR WARDROBE 1-6amp SWITCHED SOCKET 1-SWITCH FOR FOOT LIGHT 1-T/W FOR TOILET CEILING LIGHTS
(O)		1250mm,ht 3-SWITCH FOR CEILING LIGHTS 1-EXHAUST FAN 1-SWITCH FOR FAN 1-6amp SWITCHED SOCKET
(P)		1800mm,ht 1-16amp SWITCHED SOCKET
(Q)		950mm,ht 1-6amp SWITCHED SOCKET 1-SWITCH FOR DEFOGGER
(R)		950mm,ht 1-6amp SWITCHED SOCKET 1-SWITCH FOR MIRROR LIGHT
(S)		1050mm,ht 1-16amp SWITCH 1-SWITCH FOR CEILING LIGHTS
		600mm,ht 1-16amp SOCKET
		900mm,ht 1-16amp SOCKET

TENDER DRAWING



LEGEND	DESCRIPTION
	CEILING LIGHT
	EXHAUST
	SWITCH BOARD
	GEYSER POINT
	WARDROBE LIGHT POINT
	MIRROR LIGHT
	CALLING BELL & WATER OVERFLOW ALARM
EMG	EMERGENCY LIGHTS

LEGENDS	SWITCH BOARD	DESCRIPTION
(A)		1050mm,ht 1-CALLING BELL 1-SWITCH FOR ENTRANCE LOBBY LIGHT
(A1)		1050mm,ht 1-TWO WAY SWITCH FOR STAIRCASE
(B)		1050mm,ht 1-SWITCH FOR FAN WITH REGULATOR 2 MODULE 2-SWITCH FOR CEILING LIGHTS
(C)		1220mm,ht 1-DATA POINT 1-POINT FOR DVD 1-6amp SOCKET FOR TV
		760mm,ht 3-6A MASTER SWITCH FOR U 1-6A SWITCH FOR TV
		380mm,ht 3-6amp SOCKET 1-TELEPHONE POINT
(D)		1050mm,ht 1-SWITCH FOR FAN WITH REGULATOR 2 MODULE 2-SWITCH FOR CEILING LIGHTS 1-6amp SWITCHED SOCKET
(E)		1050mm,ht 1-SWITCH FOR FAN WITH REGULATOR 1-SWITCH FOR CEILING LIGHTS 4-6A SWITCH 1-6amp SWITCHED SOCKET
(F)		600mm,ht 1-16amp SOCKET
		900mm,ht 1-16amp SOCKET
(G)		600mm,ht 1-16amp SOCKET
(H)		1050mm,ht 1-16amp SWITCHED SOCKET 1-SWITCH FOR HOB 1-SWITCH FOR CHIMNEY 1-SWITCH FOR GEYSER
(I)		600mm,ht 1-16amp SOCKET
		1800mm,ht 1-16amp SOCKET
(J)		230mm,ht 1-16amp SWITCHED SOCKET
(K)		1050mm,ht 2-SWITCH FOR CEILING LIGHTS 1-SWITCH FOR FAN WITH REGULATOR 2 MODULE
(L)		600mm,ht 2-6amp SWITCH 1-6amp SWITCHED SOCKET 1-SWITCH CEILING LIGHT
		230mm,ht 2-6amp SOCKET
(M)		600mm,ht 2-6amp SWITCH 1-6amp SWITCHED SOCKET 1-SWITCH CEILING LIGHT
		230mm,ht 2-6amp SOCKET 1-TELEPHONE POINT
(N)		1050mm,ht 1-SWITCH FOR WARDROBE 1-6amp SWITCHED SOCKET 1-SWITCH FOR FOOT LIGHT 1-T/W FOR TOILET CEILING LIGHTS
(O)		1250mm,ht 3-SWITCH FOR CEILING LIGHTS 1-EXHAUST FAN 1-SWITCH FOR FAN 1-6amp SWITCHED SOCKET
(P)		1800mm,ht 1-16amp SWITCHED SOCKET
(Q)		950mm,ht 1-6amp SWITCHED SOCKET 1-SWITCH FOR DEFOGGER
(R)		950mm,ht 1-6amp SWITCHED SOCKET 1-SWITCH FOR MIRROR LIGHT
(S)		1050mm,ht 2-16amp SWITCH 1-SWITCH FOR CEILING LIGHTS
		600mm,ht 1-16amp SOCKET
		900mm,ht 1-16amp SOCKET

PROJECT
STAFF RESIDENCE FOR SET ON PLOTS 53/11,12,13,14 AT RAJINDER NAGAR

DWG. TITLE
53/14 TYPICAL FLOOR ELECTRICAL

NITESH MINOCHA ARCHITECTS
ARCHITECTURE INTERIOR DESIGN
K-2115, C.R. PARK, NEW DELHI - 110019, INDIA
TEL: 011-4909 3488, 4909 1688

Notes :-
1. All dimensions are in mm.
2. Dimensions are to be read and not measured
3. Any discrepancy in the drawing should be brought to the notice of the architect and no deviation should be made without the approval of the architect.
4. The dwgs. are the copyright of the architect and should not be used for any unauthorised reason.
5. All beams, columns, slab sizes and reinforcement details are as per structural drawings.
6. All dimensions are finished dimensions unless mentioned and tolerances for plaster finishing have to be left as reqd.

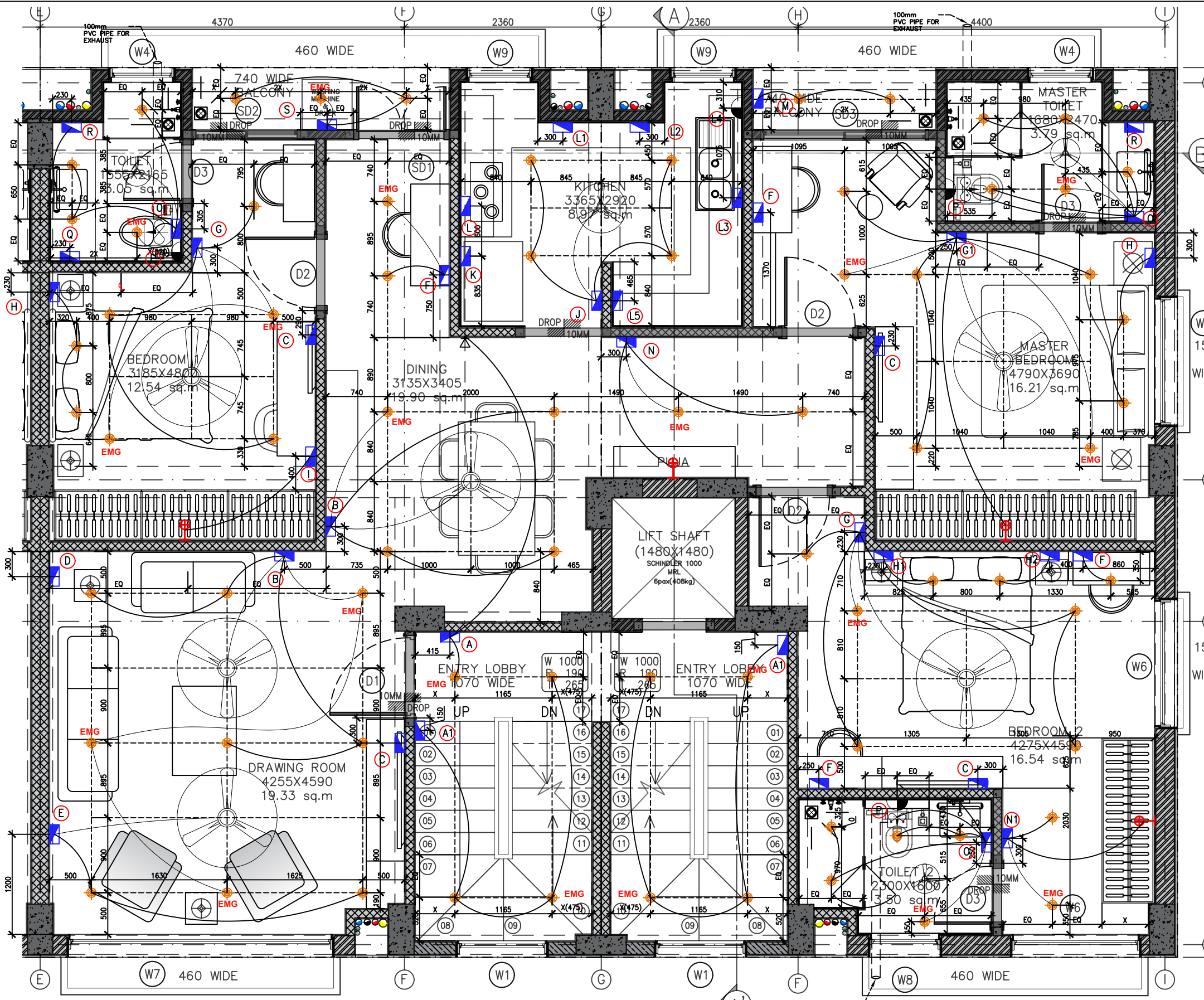
DWG. NO
NMA-SSR-EM-101B-R0

FILE	RO_SSR_AUTOCAD
DATE	23-02-2023
DEALT BY	SURYA
SCALE	NTS

LEGENDS	SWITCH BOARD	DESCRIPTION
(A)	III	1050mm.ht 1-CALLING BELL 1-SWITCH FOR ENTRANCE LOBBY LIGHT
(A1)	II	1050mm.ht 1-TWO WAY SWITCH FOR STAIRCASE
(B)	IIIIII	1-SWITCH FOR FAN WITH REGULATOR 1-SWITCH FOR CEILING LIGHT 1-6amp SWITCHED SOCKET
(C)	III	1220mm.ht 1-DATA POINT 1-POINT FOR DVD 1-6amp SOCKET FOR TV
(D)	IIII	760mm.ht 3-6A MASTER SWITCH FOR TV 1-6A SWITCH FOR TV 360mm.ht 3-6amp SOCKET
(E)	IIII	230mm.ht 1-16amp SWITCHED SOCKET 1-TELEPHONE POINT
(F)	IIII	1050mm.ht 1-SWITCH FOR FAN WITH REGULATOR 1-SWITCH FOR CEILING LIGHTS
(G)	IIII	230mm.ht 2-6amp SOCKET
(G1)	IIIIII	1050mm.ht 3-SWITCH FOR CEILING LIGHTS 1-SWITCH FOR FAN WITH REGULATOR 2 MODULE 1-T/W SWITCH FOR TOILET 1-SWITCH FOR WARDROBE
(H)	IIIIII	600mm.ht 2-6amp SWITCH 1-6amp SWITCHED SOCKET 1-SWITCH CEILING LIGHT
(H1)	IIIIII	230mm.ht 2-6amp SOCKET 1-TELEPHONE POINT
(H2)	IIIIII	600mm.ht 2-6amp SWITCH 1-6amp SWITCHED SOCKET 1-SWITCH CEILING LIGHT
(I)	IIII	230mm.ht 2-6amp SOCKET 1-TELEPHONE POINT
(J)	IIIIII	1050mm.ht 1-SWITCH FOR WARDROBE 1-6amp SWITCHED SOCKET
(K)	IIII	1050mm.ht 2-SWITCH FOR CEILING LIGHTS 1-SWITCH FOR FAN WITH REGULATOR 2 MODULE 1-SWITCH FOR LIGHT UNDER OVERHEAD-STORAGE
(L)	IIII	230mm.ht 1-16amp SWITCHED SOCKET
(L1)	IIII	1800mm.ht 1-16amp SWITCHED SOCKET
(L2)	IIII	1050mm.ht 1-16amp SWITCHED SOCKET 1-SWITCH FOR HOB 1-SWITCH FOR CHIMNEY
(L3)	IIII	1050mm.ht 1-16amp SWITCHED SOCKET 1-SWITCH FOR GEYSER 1-SWITCH FOR R.O
(L4)	IIII	1800mm.ht 1-16amp SOCKET
(L5)	IIII	600mm.ht 1-16amp SOCKET
(M)	IIII	230mm.ht 1-16amp SWITCHED SOCKET
(N)	IIII	1050mm.ht 1-SWITCH FOR CEILING LIGHTS
(N1)	IIII	1050mm.ht 1-SWITCH FOR CEILING LIGHT 1-SWITCH FOR POOJA LIGHT
(N1)	IIII	1050mm.ht 1-SWITCH FOR CEILING LIGHT 1-SWITCH FOR WARDROBE LIGHT

LEGENDS	SWITCH BOARD	DESCRIPTION
(O)	IIII	1250mm.ht 3-SWITCH FOR CEILING LIGHTS 1-EXHAUST FAN 1-SWITCH FOR FAN 1-6amp SWITCHED SOCKET
(P)	IIII	1800mm.ht 1-16amp SWITCHED SOCKET
(Q)	IIII	350mm.ht 1-6amp SWITCHED SOCKET 1-SWITCH FOR DEFOGGER
(R)	IIII	1050mm.ht 1-6amp SWITCHED SOCKET 1-SWITCH FOR MIRROR LIGHT
(S)	IIII	1050mm.ht 2-16amp SWITCH 1-SWITCH FOR CEILING LIGHTS
	IIII	600mm.ht 1-16amp SOCKET
	IIII	900mm.ht 1-16amp SOCKET


LEGEND	DESCRIPTION
	CEILING LIGHT
	EXHAUST
	SWITCH BOARD
	GEYSER POINT
	WARDROBE LIGHT POINT
	MIRROR LIGHT
	CALLING BELL & WATER OVERFLOW ALARM



TENDER DRAWING

PLOT 53/12

PLOT 53/11



PROJECT
STAFF RESIDENCE FOR SET ON PLOTS 53/11,12,13,14 AT RAJINDER NAGAR

DWG. TITLE
FOURTH_FLOOR_ELECTRICAL_LAYOUT_PLAN-53/12&53/11

Notes :-
 1. All dimensions are in mm.
 2. Dimensions are to be read and not measured
 3. Any discrepancy in the drawing should be brought to the notice of the architect and no deviation should be made without the approval of the architect.
 4. The dwgs. are the copyright of the architect and should not be used for any unauthorised reason.
 5. All beams, columns, slab sizes and reinforcement details are as per structural drawings.
 6. All dimensions are finished dimensions unless mentioned and tolerances for plaster finishing have to be left as reqd.


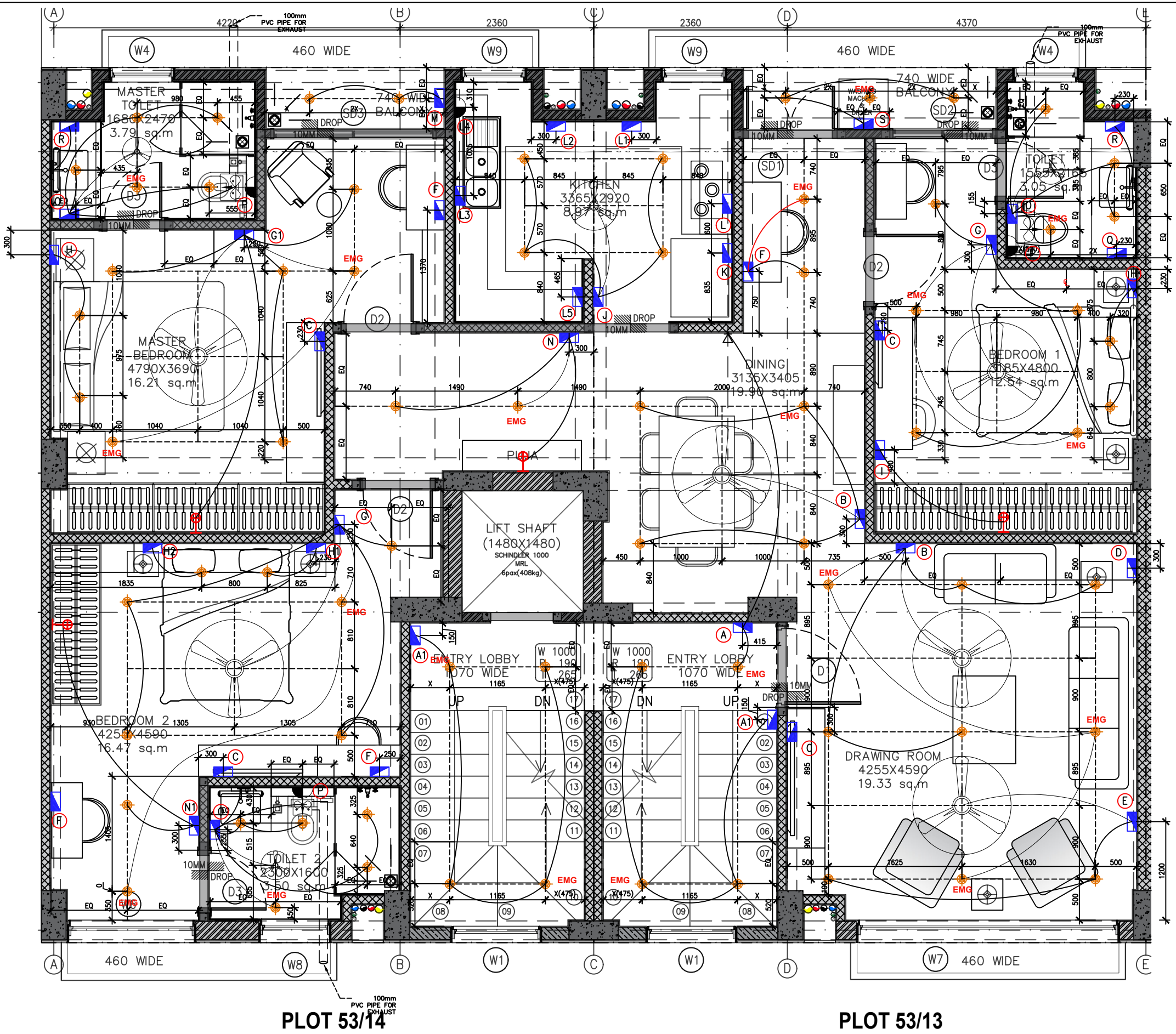
DWG. NO	
NMA-SSR-EM-102A-R0	
FILE	RO_SSR_AUTOCAD
DATE	23-02-2023
DEALT BY	SURYA
SCALE	NTS

LEGENDS	SWITCH BOARD	DESCRIPTION
(A)	III	1050mm.ht 1-CALLING BELL 1-SWITCH FOR ENTRANCE LOBBY LIGHT
(A1)	II	1050mm.ht 1-TWO WAY SWITCH FOR STAIRCASE
(B)	IIIIII	11-SWITCH FOR FAN WITH REGULATOR 2-SWITCH FOR CEILING LIGHTS 1-6amp SWITCHED SOCKET
(C)	III	1220mm.ht 1-DATA POINT 1-POINT FOR DVD 1-6amp SOCKET FOR TV
(D)	IIII	760mm.ht 3-6A MASTER SWITCH FOR U 1-6A SWITCH FOR TV 360mm.ht 3-6amp SOCKET
(E)	IIII	230mm.ht 1-16amp SWITCHED SOCKET 1-TELEPHONE POINT
(F)	IIII	1050mm.ht 1-SWITCH FOR FAN WITH REGULATOR 1-SWITCH FOR CEILING LIGHTS
(G)	IIIIII	1050mm.ht 3-SWITCH FOR CEILING LIGHTS 1-SWITCH FOR FAN WITH REGULATOR 2 MODULE 1-T/W SWITCH FOR
(G1)	IIIIII	1050mm.ht 3-SWITCH FOR CEILING LIGHTS 1-SWITCH FOR FAN WITH REGULATOR 2 MODULE 1-T/W SWITCH FOR TOILET 1-SWITCH FOR WARDROBE
(H)	IIIIII	600mm.ht 2-6amp SWITCH 1-6amp SWITCHED SOCKET 1-SWITCH CEILING LIGHT
(H1)	IIIIII	230mm.ht 2-6amp SOCKET 1-TELEPHONE POINT
(H2)	IIIIII	600mm.ht 2-6amp SWITCH 1-6amp SWITCHED SOCKET 1-SWITCH CEILING LIGHT
(I)	IIII	230mm.ht 2-6amp SOCKET 1-TELEPHONE POINT
(I2)	IIIIII	600mm.ht 2-6amp SWITCH 1-6amp SWITCHED SOCKET 1-SWITCH CEILING LIGHT
(J)	IIII	1050mm.ht 1-SWITCH FOR WARDROBE 1-6amp SWITCHED SOCKET
(K)	IIII	1050mm.ht 2-SWITCH FOR CEILING LIGHTS 1-SWITCH FOR FAN WITH REGULATOR 2 MODULE 1-SWITCH FOR LIGHT UNDER OVERHEAD-STORAGE
(L)	IIII	230mm.ht 1-16amp SWITCHED SOCKET
(L1)	IIII	1800mm.ht 1-16amp SWITCHED SOCKET
(L2)	IIII	1050mm.ht 1-16amp SWITCHED SOCKET 1-SWITCH FOR HOB 1-SWITCH FOR CHIMNEY
(L3)	IIII	1050mm.ht 1-16amp SWITCHED SOCKET 1-SWITCH FOR GEYSER 1-SWITCH FOR R.O
(L4)	IIII	1800mm.ht 1-16amp SWITCHED SOCKET
(L5)	IIII	600mm.ht 1-16amp SWITCHED SOCKET
(M)	IIII	230mm.ht 1-16amp SWITCHED SOCKET
(N)	IIII	1050mm.ht 1-SWITCH FOR CEILING LIGHTS
(N1)	IIII	1050mm.ht 1-SWITCH FOR CEILING LIGHT 1-SWITCH FOR POOJA LIGHT
(N1)	IIII	1050mm.ht 1-SWITCH FOR CEILING LIGHT 1-SWITCH FOR WARDROBE LIGHT

LEGENDS	SWITCH BOARD	DESCRIPTION
(O)	IIII	1250mm.ht 3-SWITCH FOR CEILING LIGHTS
(P)	IIII	1800mm.ht 1-16amp SWITCHED SOCKET
(Q)	IIII	350mm.ht 1-6amp SWITCHED SOCKET 1-SWITCH FOR DEFOGGER
(R)	IIII	350mm.ht 1-6amp SWITCHED SOCKET 1-SWITCH FOR MIRROR LIGHT
(S)	IIII	1050mm.ht 2-16amp SWITCH 1-SWITCH FOR CEILING LIGHTS
	IIII	600mm.ht 1-16amp SOCKET
	IIII	900mm.ht 1-16amp SOCKET

LEGEND	DESCRIPTION
	CEILING LIGHT
	EXHAUST
	SWITCH BOARD
	GEYSER POINT
	WARDROBE LIGHT POINT
	MIRROR LIGHT
	CALLING BELL & WATER OVERFLOW ALARM

TENDER DRAWING



PROJECT
STAFF RESIDENCE FOR SET ON PLOTS 53/11,12,13,14 AT RAJINDER NAGAR

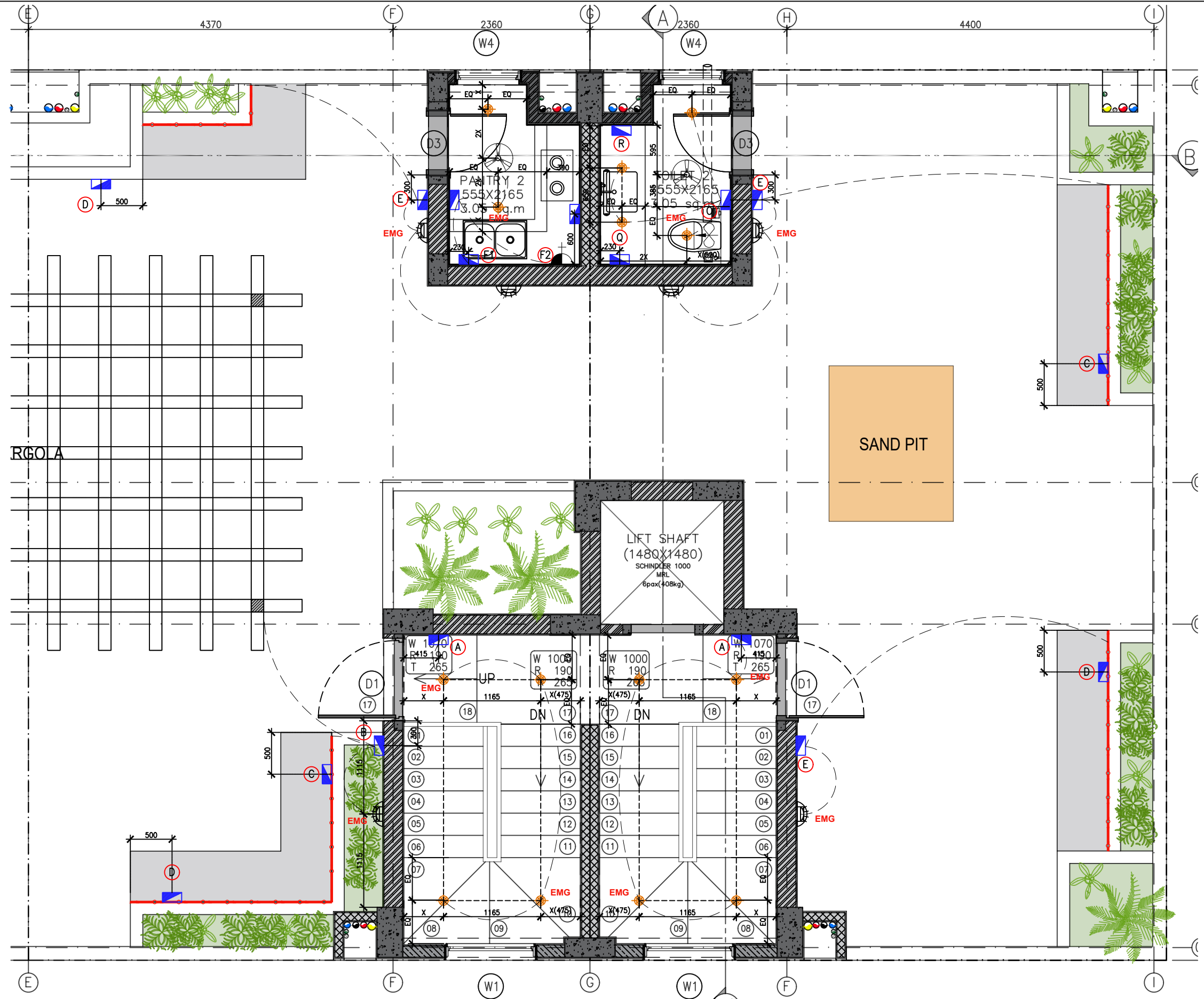
DWG. TITLE
FOURTH_FLOOR_ELECTRICAL_LAYOUT_PLAN-53/14&53/13

Notes :-
 1. All dimensions are in mm.
 2. Dimensions are to be read and not measured
 3. Any discrepancy in the drawing should be brought to the notice of the architect and no deviation should be made without the approval of the architect.
 4. The dwgs. are the copyright of the architect and should not be used for any unauthorised reason.
 5. All beams, columns, slab sizes and reinforcement details are as per structural drawings.
 6. All dimensions are finished dimensions unless mentioned and tolerances for plaster finishing have to be left as reqd.

DWG. NO	
NMA-SSR-EM-102B-R0	
FILE	RO_SSR_AUTOCAD
DATE	23-02-2023
DEALT BY	SURYA
SCALE	NTS

LEGENDS	SWITCH BOARD	DESCRIPTION
(A)	1050mm,ht	1-17W SWITCH FOR STAIRCASE LIGHTS 1-SWITCH FOR ENTRANCE LOBBY LIGHT
(B)	1050mm,ht	EXTERIOR 1-SWITCH FOR WALL LIGHT 1-SWITCH FOR STRIP LIGHT 1-LIGHT CONNECTION FOR PERGOLA
(C)	230mm,ht	1-6amp SWITCHED SOCKET
(D)	230mm,ht	1-18amp SWITCHED SOCKET
(E)	1050mm,ht	EXTERIOR 1-SWITCH FOR WALL LIGHT 1-SWITCH FOR STRIP LIGHT
(F)	1050mm,ht	1-SWITCH FOR CEILING LIGHTS 1-SWITCH FOR FAN 1-SWITCH FOR GEYSER 1-SWITCH FOR R.O.
(F1)	600mm,ht	1-18amp SWITCHED SOCKET
(F2)	1800mm,ht	1-18amp SWITCHED SOCKET
(G)	1050mm,ht	1-18amp SWITCHED SOCKET
(O)	1250mm,ht	3-SWITCH FOR CEILING LIGHTS 1-EXHAUST FAN 1-SWITCH FOR FAN 1-6amp SWITCHED SOCKET
(Q)	950mm,ht	1-6amp SWITCHED SOCKET 1-SWITCH FOR DEFOGGER
(R)	950mm,ht	1-6amp SWITCHED SOCKET 1-SWITCH FOR MIRROR LIGHT

LEGEND	DESCRIPTION
	CEILING LIGHT
	EXHAUST
	SWITCH BOARD
	GEYSER POINT
	WARDROBE LIGHT POINT
	MIRROR LIGHT
	CALLING BELL
	BRICK LIGHT AT 2400
	STRIP LIGHT



TENDER DRAWING

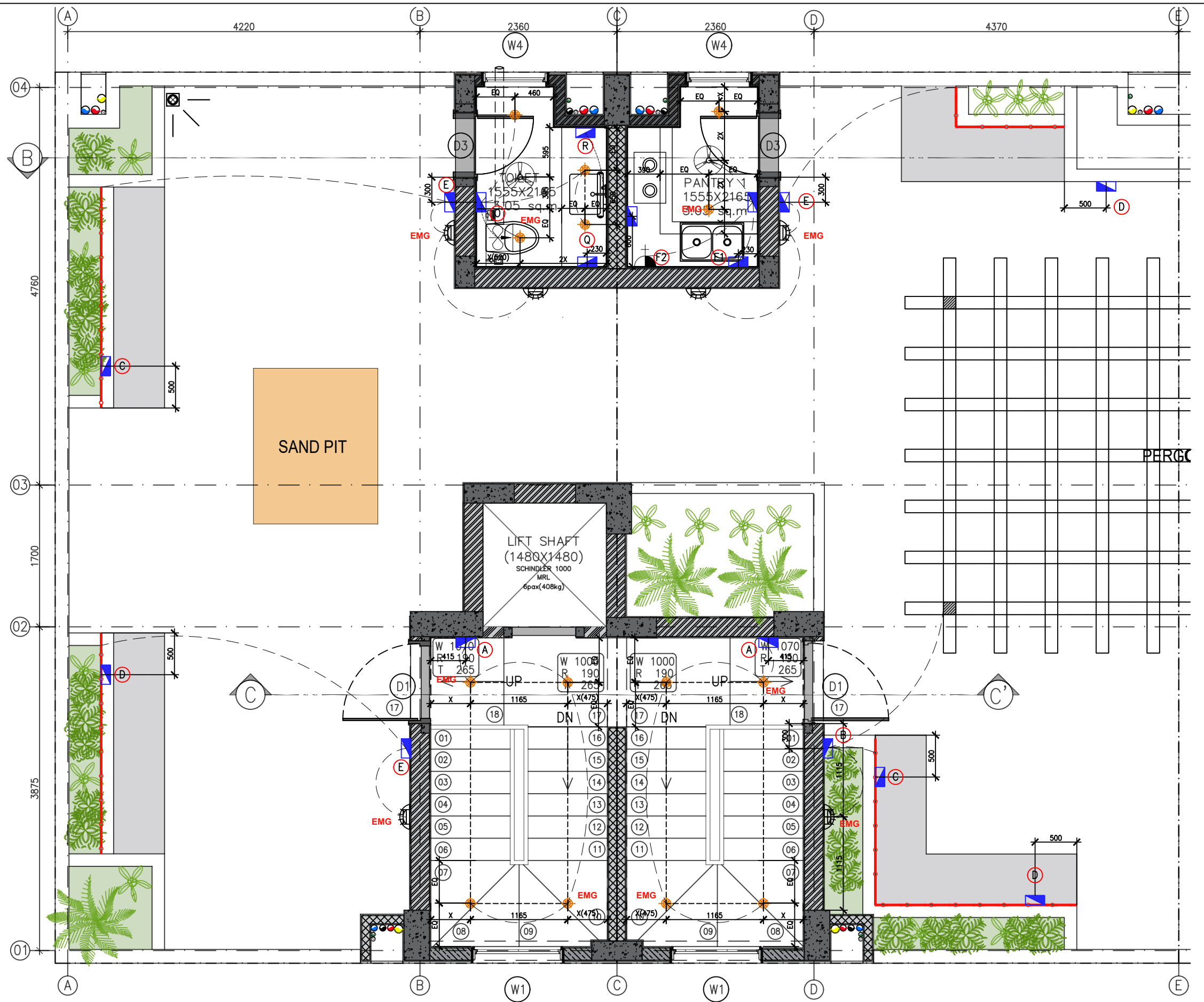
PLOT 53/12

PLOT 53/11

<p>NITESH MINOCHA ARCHITECTS ARCHITECTURE INTERIOR DESIGN K-2115, C.A. PARK, NEW DELHI - 110015, INDIA TEL: 011-4909 3488, 4909 1688</p>	PROJECT	STAFF RESIDENCE FOR SET ON PLOTS 53/11,12,13,14 AT RAJINDER NAGAR	DWG. NO	NMA-SSR-EM-103A-R0
	DWG. TITLE	TERRACE ELECTRICAL LAYOUT PLAN -53/12&53/11		
	Notes :-	1. All dimensions are in mm. 2. Dimensions are to be read and not measured 3. Any discrepancy in the drawing should be brought to the notice of the architect and no deviation should be made without the approval of the architect. 4. The dwgs. are the copyright of the architect and should not be used for any unauthorised reason. 5. All beams, columns, slab sizes and reinforcement details are as per structural drawings. 6. All dimensions are finished dimensions unless mentioned and tolerances for plaster finishing have to be left as reqd.		
	FILE	RO_SSR_AUTOCAD	DATE	23-02-2023
	DEALT BY	SURYA	SCALE	NTS


LEGENDS	SWITCH BOARD	DESCRIPTION
(A)	(A)	1050mm.ht 1-17W SWITCH FOR STAIRCASE LIGHTS 1-SWITCH FOR ENTRANCE LOBBY LIGHT
(B)	(B)	1050mm.ht EXTERIOR 1-SWITCH FOR WALL LIGHT 1-SWITCH FOR STRIP LIGHT 1-LIGHT CONNECTION FOR PERGOLA
(C)	(C)	230mm.ht 1-6amp SWITCHED SOCKET
(D)	(D)	230mm.ht 1-16amp SWITCHED SOCKET
(E)	(E)	1050mm.ht EXTERIOR 1-SWITCH FOR WALL LIGHT 1-SWITCH FOR STRIP LIGHT
(F)	(F)	1050mm.ht 1-SWITCH FOR CEILING LIGHTS 1-SWITCH FOR FAN 1-SWITCH FOR GEYSER 1-SWITCH FOR R.O.
(F1)	(F1)	600mm.ht 1-16amp SWITCHED SOCKET
(F2)	(F2)	1800mm.ht 1-16amp SWITCHED SOCKET
(G)	(G)	1050mm.ht 1-16amp SWITCHED SOCKET
(O)	(O)	1250mm.ht 3-SWITCH FOR CEILING LIGHTS 1-EXHAUST FAN 1-SWITCH FOR FAN 1-6amp SWITCHED SOCKET
(Q)	(Q)	950mm.ht 1-6amp SWITCHED SOCKET 1-SWITCH FOR DEFOGGER
(R)	(R)	950mm.ht 1-6amp SWITCHED SOCKET 1-SWITCH FOR MIRROR LIGHT

LEGEND	DESCRIPTION
(Symbol)	CEILING LIGHT
(Symbol)	EXHAUST
(Symbol)	SWITCH BOARD
(Symbol)	GEYSER POINT
(Symbol)	WARDROBE LIGHT POINT
(Symbol)	MIRROR LIGHT
(Symbol)	CALLING BELL
(Symbol)	BRICK LIGHT AT 2400
(Symbol)	STRIP LIGHT



PLOT 53/14

PLOT 53/13



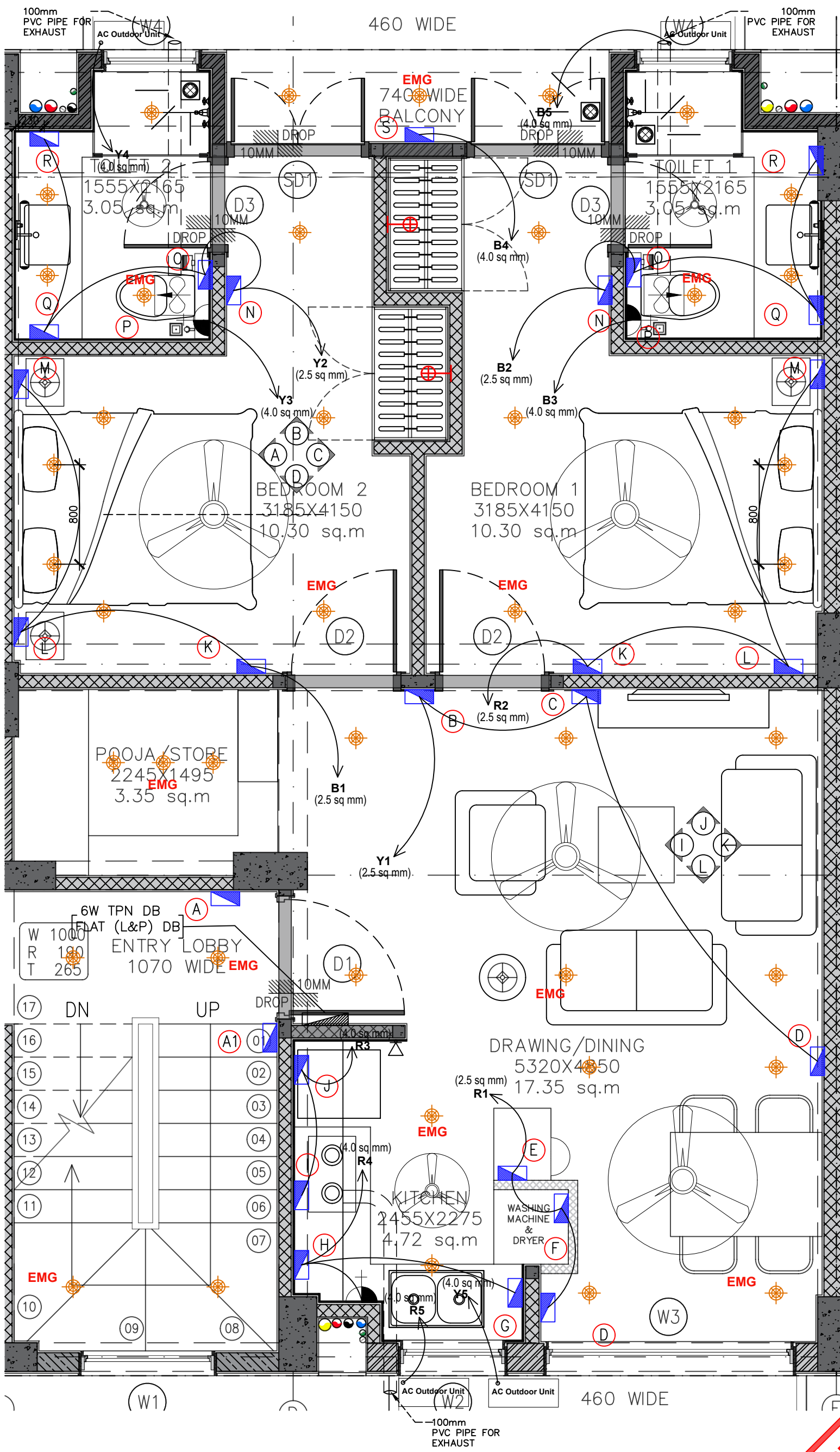
PROJECT
STAFF RESIDENCE FOR SET ON PLOTS 53/11,12,13,14 AT RAJINDER NAGAR

DWG. TITLE
TERRACE ELECTRICAL LAYOUT PLAN -53/14&53/13

Notes :-
 1. All dimensions are in mm.
 2. Dimensions are to be read and not measured
 3. Any discrepancy in the drawing should be brought to the notice of the architect and no deviation should be made without the approval of the architect.
 4. The dwgs. are the copyright of the architect and should not be used for any unauthorised reason.
 5. All beams, columns, slab sizes and reinforcement details are as per structural drawings.
 6. All dimensions are finished dimensions unless mentioned and tolerances for plaster finishing have to be left as reqd.

DWG. NO	
NMA-SSR-EM-103B-R0	
FILE	RO_SSR_AUTOCAD
DATE	23-02-2023
DEALT BY	SURYA
SCALE	NTS






LEGEND	DESCRIPTION
	CEILING LIGHT
	EXHAUST
	SWITCH BOARD
	GEYSER POINT
	WARDROBE LIGHT POINT
	MIRROR LIGHT
	CALLING BELL & WATER OVERFLOW ALARM

LEGENDS	SWITCH BOARD	DESCRIPTION
(A)		1050mm,ht 1-CALLING BELL 1-SWITCH FOR ENTRANCE LOBBY LIGHT
(A1)		1050mm,ht 1-TWO WAY SWITCH FOR STAIRCASE
(B)		1050mm,ht 1-SWITCH FOR FAN WITH REGULATOR 2-SWITCH FOR CEILING LIGHTS
(C)		1220mm,ht 1-DATA POINT 1-POINT FOR DVD 1-6amp SOCKET FOR TV
		760mm,ht 3-6A MASTER SWITCH FOR U 1-6A SWITCH FOR TV
		380mm,ht 3-6amp SOCKET 1-TELEPHONE POINT
(D)		1050mm,ht 1-SWITCH FOR FAN WITH REGULATOR 2 MODULE 2-SWITCH FOR CEILING LIGHTS 1-6amp SWITCHED SOCKET
(E)		1050mm,ht 1-SWITCH FOR FAN WITH REGULATOR 1-SWITCH FOR CEILING LIGHTS 4-6A SWITCH 1-6amp SWITCHED SOCKET
(F)		600mm,ht 1-16amp SOCKET 900mm,ht 1-16amp SOCKET
(G)		600mm,ht 1-16amp SOCKET
(H)		1050mm,ht 1-16amp SWITCHED SOCKET 1-SWITCH FOR HOB 1-SWITCH FOR CHIMNEY 1-SWITCH FOR GEYSER
(I)		600mm,ht 1-16amp SOCKET 1800mm,ht 1-16amp SOCKET
(J)		230mm,ht 1-16amp SWITCHED SOCKET
(K)		1050mm,ht 2-SWITCH FOR CEILING LIGHTS 1-SWITCH FOR FAN WITH REGULATOR 2 MODULE
(L)		600mm,ht 2-6amp SWITCH 1-6amp SWITCHED SOCKET 1-SWITCH CEILING LIGHT 230mm,ht 2-6amp SOCKET
(M)		600mm,ht 2-6amp SWITCH 1-6amp SWITCHED SOCKET 1-SWITCH CEILING LIGHT 230mm,ht 2-6amp SOCKET 1-TELEPHONE POINT
(N)		1050mm,ht 1-SWITCH FOR WARDROBE 1-6amp SWITCHED SOCKET 1-SWITCH FOR FOOT LIGHT 1-T/W FOR TOILET CEILING LIGHTS
(O)		1250mm,ht 3-SWITCH FOR CEILING LIGHTS 1-EXHAUST FAN 1-SWITCH FOR FAN 1-6amp SWITCHED SOCKET
(P)		1800mm,ht 1-16amp SWITCHED SOCKET
(Q)		950mm,ht 1-6amp SWITCHED SOCKET 1-SWITCH FOR DEFOGGER
(R)		950mm,ht 1-6amp SWITCHED SOCKET 1-SWITCH FOR MIRROR LIGHT
(S)		1050mm,ht 2-16amp SWITCH 1-SWITCH FOR CEILING LIGHTS
		600mm,ht 1-16amp SOCKET
		900mm,ht 1-16amp SOCKET

TENDER DRAWING



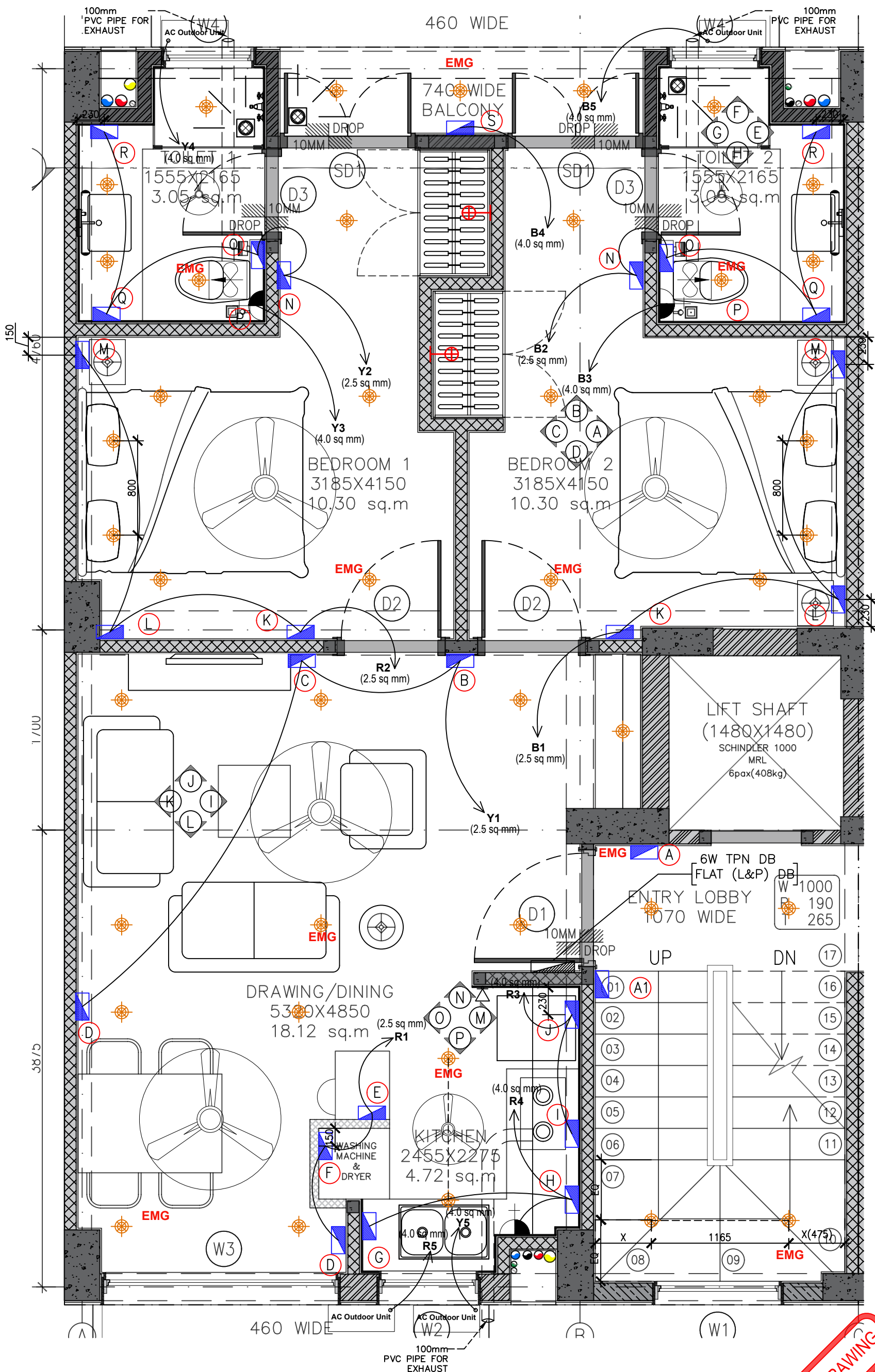
PROJECT
STAFF RESIDENCE FOR SET ON PLOTS 53/11,12,13,14 AT RAJINDER NAGAR

DWG. TITLE
53/13 TYPICAL FLOOR ELECTRICAL

Notes :-
1. All dimensions are in mm.
2. Dimensions are to be read and not measured
3. Any discrepancy in the drawing should be brought to the notice of the architect and no deviation should be made without the approval of the architect.
4. The dwgs. are the copyright of the architect and should not be used for any unauthorised reason.
5. All beams, columns, slab sizes and reinforcement details are as per structural drawings.
6. All dimensions are finished dimensions unless mentioned and tolerances for plaster finishing have to be left as reqd.

DWG. NO
NMA-SSR-EV-101A-R0

FILE	RO_SSR_AUTOCAD
DATE	23-02-2023
DEALT BY	SURYA
SCALE	NTS



LEGEND	DESCRIPTION
	CEILING LIGHT
	EXHAUST
	SWITCH BOARD
	GEYSER POINT
	WARDROBE LIGHT POINT
	MIRROR LIGHT
	CALLING BELL & WATER OVERFLOW ALARM
EMG	EMERGENCY LIGHTS

LEGENDS	SWITCH BOARD	DESCRIPTION
(A)		1050mm,ht 1-CALLING BELL 1-SWITCH FOR ENTRANCE LOBBY LIGHT
(A1)		1050mm,ht 1-TWO WAY SWITCH FOR STAIRCASE
(B)		1050mm,ht 1-SWITCH FOR FAN WITH REGULATOR 2-SWITCH FOR CEILING LIGHTS
(C)		1220mm,ht 1-DATA POINT 1-POINT FOR DVD 1-6amp SOCKET FOR TV
		760mm,ht 3-6A MASTER SWITCH FOR U 1-6A SWITCH FOR TV
		380mm,ht 3-6amp SOCKET 1-TELEPHONE POINT
(D)		1050mm,ht 1-SWITCH FOR FAN WITH REGULATOR 2 MODULE 2-SWITCH FOR CEILING LIGHTS 1-6amp SWITCHED SOCKET
(E)		1050mm,ht 1-SWITCH FOR FAN WITH REGULATOR 1-SWITCH FOR CEILING LIGHTS 4-6A SWITCH 1-6amp SWITCHED SOCKET
(F)		600mm,ht 1-16amp SOCKET
		900mm,ht 1-16amp SOCKET
(G)		600mm,ht 1-16amp SOCKET
(H)		1050mm,ht 1-16amp SWITCHED SOCKET
		1050mm,ht 1-SWITCH FOR HOB 1-SWITCH FOR CHIMNEY 1-SWITCH FOR GEYSER
(I)		600mm,ht 1-16amp SOCKET
		1800mm,ht 1-16amp SOCKET
(J)		230mm,ht 1-16amp SWITCHED SOCKET
(K)		1050mm,ht 2-SWITCH FOR CEILING LIGHTS 1-SWITCH FOR FAN WITH REGULATOR 2 MODULE
		600mm,ht 2-6amp SWITCH 1-6amp SWITCHED SOCKET 1-SWITCH CEILING LIGHT
(L)		230mm,ht 2-6amp SOCKET 1-6amp SWITCHED SOCKET
		600mm,ht 2-6amp SWITCH 1-6amp SWITCHED SOCKET 1-SWITCH CEILING LIGHT
(M)		230mm,ht 2-6amp SWITCH 1-6amp SWITCHED SOCKET 1-SWITCH CEILING LIGHT
		230mm,ht 2-6amp SOCKET 1-TELEPHONE POINT
(N)		1050mm,ht 1-SWITCH FOR WARDROBE 1-6amp SWITCHED SOCKET 1-SWITCH FOR FOOT LIGHT 1-T/W FOR TOILET CEILING LIGHTS
		1250mm,ht 3-SWITCH FOR CEILING LIGHTS 1-EXHAUST FAN 1-SWITCH FOR FAN 1-6amp SWITCHED SOCKET
(O)		1800mm,ht 1-16amp SWITCHED SOCKET
(P)		950mm,ht 1-6amp SWITCHED SOCKET 1-SWITCH FOR DEFOGGER
(Q)		950mm,ht 1-6amp SWITCHED SOCKET 1-SWITCH FOR MIRROR LIGHT
(R)		1050mm,ht 2-16amp SWITCH 1-SWITCH FOR CEILING LIGHTS
		600mm,ht 1-16amp SOCKET
(S)		900mm,ht 1-16amp SOCKET
		900mm,ht 1-16amp SOCKET

TENDER DRAWING

PROJECT
STAFF RESIDENCE FOR SET ON PLOTS 53/11,12,13,14 AT RAJINDER NAGAR

DWG. TITLE
53/14 TYPICAL FLOOR ELECTRICAL

Notes :-

- All dimensions are in mm.
- Dimensions are to be read and not measured
- Any discrepancy in the drawing should be brought to the notice of the architect and no deviation should be made without the approval of the architect.
- The dwgs. are the copyright of the architect and should not be used for any unauthorised reason.
- All beams, columns, slab sizes and reinforcement details are as per structural drawings.
- All dimensions are finished dimensions unless mentioned and tolerances for plaster finishing have to be left as reqd.

DWG. NO
NMA-SSR-EV-101A-R0

FILE R0_SSR_AUTOCAD

DATE 23-02-2023

DEALT BY SURYA

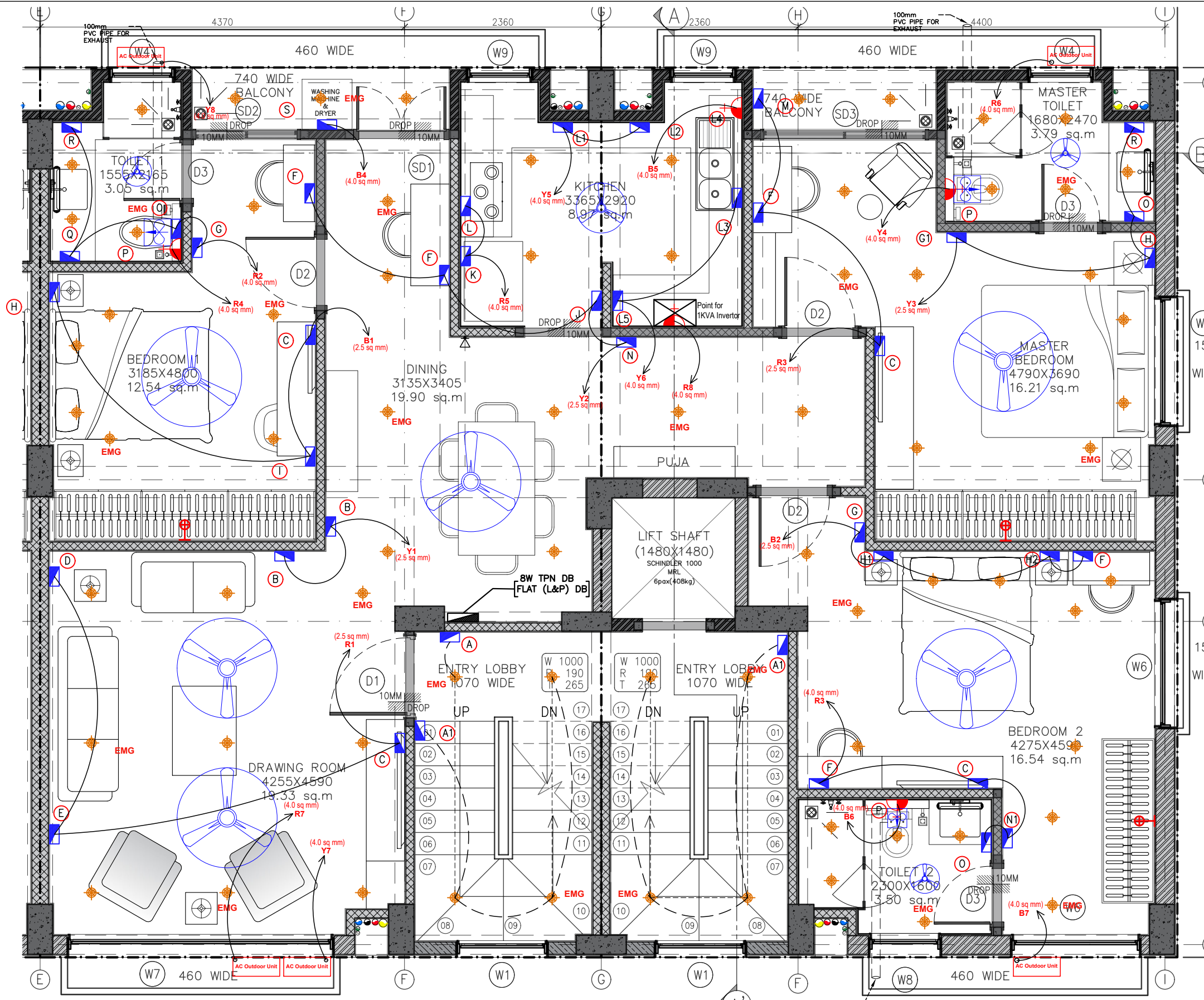
SCALE NTS

NITESH MINOCHA ARCHITECTS
ARCHITECTURE INTERIOR DESIGN
K-2115, C.R. PARK, NEW DELHI - 110019, INDIA
TEL: 011-4909 3488, 4909 1688

LEGENDS	SWITCH BOARD	DESCRIPTION
(A)	1050mm.ht	1-CALLING BELL
(A1)	1050mm.ht	1-SWITCH FOR ENTRANCE LOBBY LIGHT
(B)	1050mm.ht	1-TWO WAY SWITCH FOR STAIRCASE
(C)	1220mm.ht	1-SWITCH FOR FAN WITH REGULATOR
(D)	230mm.ht	1-16amp SWITCHED SOCKET
(E)	1050mm.ht	1-SWITCH FOR FAN WITH REGULATOR
(F)	1050mm.ht	2-SWITCH FOR SOCKET
(G)	1050mm.ht	3-SWITCH FOR CEILING LIGHTS
(G1)	1050mm.ht	3-SWITCH FOR CEILING LIGHTS
(H)	600mm.ht	2-6amp SWITCHED SOCKET
(H1)	600mm.ht	2-6amp SWITCHED SOCKET
(H2)	600mm.ht	2-6amp SWITCHED SOCKET
(I)	1050mm.ht	1-SWITCH FOR WARDROBE
(J)	1050mm.ht	2-SWITCH FOR CEILING LIGHTS
(K)	230mm.ht	1-16amp SWITCHED SOCKET
(L)	600mm.ht	1-16amp SWITCHED SOCKET
(L1)	1050mm.ht	1-16amp SWITCHED SOCKET
(L2)	1050mm.ht	1-16amp SWITCHED SOCKET
(L3)	1800mm.ht	1-16amp SWITCHED SOCKET
(L4)	600mm.ht	1-16amp SWITCHED SOCKET
(L5)	230mm.ht	1-16amp SWITCHED SOCKET
(M)	1050mm.ht	1-SWITCH FOR CEILING LIGHTS
(N)	1050mm.ht	1-SWITCH FOR CEILING LIGHT
(N1)	1050mm.ht	1-SWITCH FOR CEILING LIGHT

LEGENDS	SWITCH BOARD	DESCRIPTION
(O)	1250mm.ht	3-SWITCH FOR CEILING LIGHTS
(P)	1800mm.ht	1-16amp SWITCHED SOCKET
(Q)	950mm.ht	1-6amp SWITCHED SOCKET
(R)	1050mm.ht	1-6amp SWITCHED SOCKET
(S)	1050mm.ht	2-16amp SWITCH
	600mm.ht	1-16amp SOCKET
	900mm.ht	1-16amp SOCKET


LEGEND	DESCRIPTION
	CEILING LIGHT
	EXHAUST
	SWITCH BOARD
	GEYSER POINT
	WARDROBE LIGHT POINT
	CALLING BELL & WATER OVERFLOW ALARM



TENDER DRAWING

PLOT 53/12

PLOT 53/11



PROJECT
STAFF RESIDENCE FOR SET ON PLOTS 53/11,12,13,14 AT RAJINDER NAGAR

DWG. TITLE
FOURTH_FLOOR_ELECTRICAL_LAYOUT_PLAN-53/12&53/11

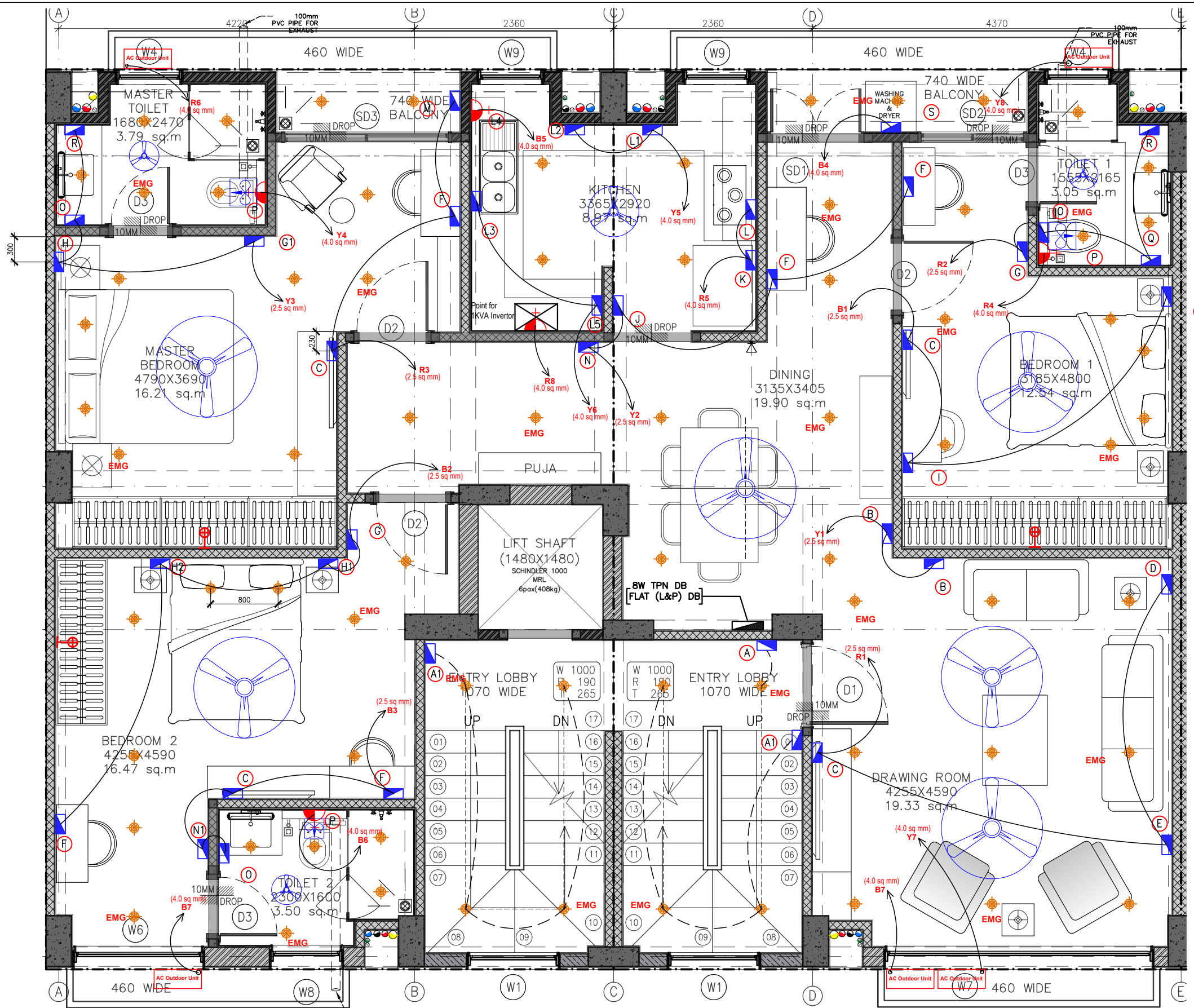
Notes :-
 1. All dimensions are in mm.
 2. Dimensions are to be read and not measured
 3. Any discrepancy in the drawing should be brought to the notice of the architect and no deviation should be made without the approval of the architect.
 4. The dwgs. are the copyright of the architect and should not be used for any unauthorised reason.
 5. All beams, columns, slab sizes and reinforcement details are as per structural drawings.
 6. All dimensions are finished dimensions unless mentioned and tolerances for plaster finishing have to be left as reqd.

DWG. NO	NMA-SSR-EV-102A-R0	
FILE	RO_SSR_AUTOCAD	
DATE	23-02-2023	
DEALT BY	SURYA	
SCALE	NTS	

LEGENDS	SWITCH BOARD	DESCRIPTION
(A)	III	1050mm.ht 1-CALLING BELL 1-SWITCH FOR ENTRANCE LOBBY LIGHT
(A1)	III	1050mm.ht 1-TWO WAY SWITCH FOR STAIRCASE
(B)	III	1050mm.ht 1-SWITCH FOR FAN WITH REGULATOR 2-SWITCH FOR CEILING LIGHTS 1-6amp SWITCHED SOCKET
(C)	III	1220mm.ht 1-DATA POINT 1-POINT FOR DVD 1-6amp SOCKET FOR TV
(D)	III	760mm.ht 3-6A MASTER SWITCH FOR U 1-6A SWITCH FOR TV 380mm.ht 3-6amp SOCKET
(E)	III	230mm.ht 1-16amp SWITCHED SOCKET 1-TELEPHONE POINT
(F)	III	1050mm.ht 1-SWITCH FOR FAN WITH REGULATOR 1-SWITCH FOR CEILING LIGHTS
(G)	III	230mm.ht 2-6amp SOCKET
(G1)	III	1050mm.ht 3-SWITCH FOR CEILING LIGHTS 1-SWITCH FOR FAN WITH REGULATOR 2 MODULE 1-T/W SWITCH FOR TOILET 1-SWITCH FOR WARDROBE
(H)	III	600mm.ht 2-6amp SWITCH 1-6amp SWITCHED SOCKET 1-SWITCH CEILING LIGHT
(H1)	III	230mm.ht 2-6amp SOCKET 1-TELEPHONE POINT
(H2)	III	600mm.ht 2-6amp SWITCH 1-6amp SWITCHED SOCKET 1-SWITCH CEILING LIGHT
(I)	III	230mm.ht 2-6amp SOCKET
(J)	III	1050mm.ht 1-SWITCH FOR WARDROBE 1-6amp SWITCHED SOCKET
(K)	III	1050mm.ht 2-SWITCH FOR CEILING LIGHTS 1-SWITCH FOR FAN WITH REGULATOR 2 MODULE 1-SWITCH FOR LIGHT UNDER OVERHEAD-STORAGE
(L)	III	230mm.ht 1-16amp SWITCHED SOCKET
(L1)	III	1800mm.ht 1-16amp SWITCHED SOCKET
(L2)	III	1050mm.ht 1-16amp SWITCHED SOCKET 1-SWITCH FOR HOB 1-SWITCH FOR CHIMNEY
(L3)	III	1050mm.ht 1-16amp SWITCHED SOCKET
(L4)	III	1800mm.ht 1-16amp SWITCHED SOCKET
(L5)	III	600mm.ht 1-16amp SWITCHED SOCKET
(M)	III	230mm.ht 1-16amp SWITCHED SOCKET
(N)	III	1050mm.ht 1-SWITCH FOR CEILING LIGHTS
(N1)	III	1050mm.ht 1-SWITCH FOR CEILING LIGHT 1-SWITCH FOR PUJA LIGHT
(N1)	III	1050mm.ht 1-SWITCH FOR CEILING LIGHT 1-SWITCH FOR WARDROBE LIGHT

LEGENDS	SWITCH BOARD	DESCRIPTION
(O)	III	1250mm.ht 3-SWITCH FOR CEILING LIGHTS
(P)	III	1-16amp SWITCHED SOCKET
(Q)	III	350mm.ht 1-6amp SWITCHED SOCKET 1-SWITCH FOR DEFOGGER
(R)	III	950mm.ht 1-6amp SWITCHED SOCKET 1-SWITCH FOR MIRROR LIGHT
(S)	III	1050mm.ht 2-16amp SWITCH 1-SWITCH FOR CEILING LIGHTS
	III	600mm.ht 1-16amp SOCKET
	III	900mm.ht 1-16amp SOCKET


LEGENDS	DESCRIPTION
	CEILING LIGHT
	EXHAUST
	SWITCH BOARD
	GEYSER POINT
	WARDROBE LIGHT POINT
	MIRROR LIGHT
	CALLING BELL & WATER OVERFLOW ALARM



TENDER DRAWING

PLOT 53/14

PLOT 53/13



PROJECT
STAFF RESIDENCE FOR SET ON PLOTS 53/11,12,13,14 AT RAJINDER NAGAR

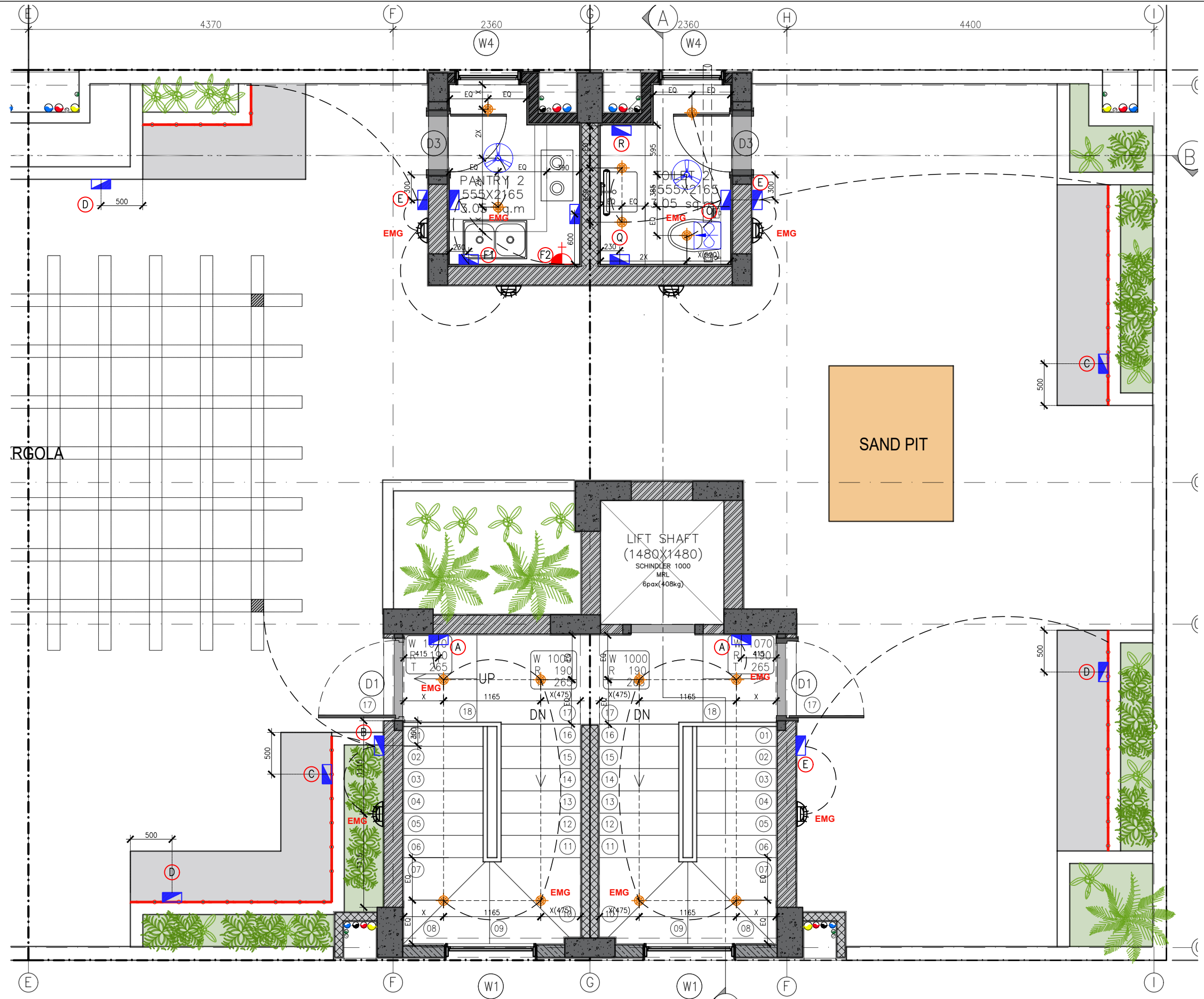
DWG. TITLE
FOURTH_FLOOR_ELECTRICAL_LAYOUT_PLAN-53/14&53/13

Notes :-
 1. All dimensions are in mm.
 2. Dimensions are to be read and not measured
 3. Any discrepancy in the drawing should be brought to the notice of the architect and no deviation should be made without the approval of the architect.
 4. The dwgs. are the copyright of the architect and should not be used for any unauthorised reason.
 5. All beams, columns, slab sizes and reinforcement details are as per structural drawings.
 6. All dimensions are finished dimensions unless mentioned and tolerances for plaster finishing have to be left as reqd.

DWG. NO NMA-SSR-EV-102B-R0	
FILE	RO_SSR_AUTOCAD
DATE	23-02-2023
DEALT BY	SURYA
SCALE	NTS

LEGENDS	SWITCH BOARD	DESCRIPTION
(A)	1050mm,ht	1-17W SWITCH FOR STAIRCASE LIGHTS 1-SWITCH FOR ENTRANCE LOBBY LIGHT
(B)	1050mm,ht	EXTERIOR 1-SWITCH FOR WALL LIGHT 1-SWITCH FOR STRIP LIGHT 1-LIGHT CONNECTION FOR PERGOLA
(C)	230mm,ht	1-6amp SWITCHED SOCKET
(D)	230mm,ht	1-16amp SWITCHED SOCKET
(E)	1050mm,ht	EXTERIOR 1-SWITCH FOR WALL LIGHT 1-SWITCH FOR STRIP LIGHT
(F)	1050mm,ht	1-SWITCH FOR CEILING LIGHTS 1-SWITCH FOR FAN 1-SWITCH FOR GEYSER 1-SWITCH FOR R.O
(F1)	600mm,ht	1-16amp SWITCHED SOCKET
(F2)	1800mm,ht	1-16amp SWITCHED SOCKET
(G)	1050mm,ht	1-16amp SWITCHED SOCKET
(O)	1250mm,ht	3-SWITCH FOR CEILING LIGHTS 1-EXHAUST FAN 1-SWITCH FOR FAN 1-6amp SWITCHED SOCKET
(Q)	950mm,ht	1-6amp SWITCHED SOCKET 1-SWITCH FOR DEFOGGER
(R)	950mm,ht	1-6amp SWITCHED SOCKET 1-SWITCH FOR MIRROR LIGHT

LEGEND	DESCRIPTION
	CEILING LIGHT
	EXHAUST
	SWITCH BOARD
	GEYSER POINT
	WARDROBE LIGHT POINT
	MIRROR LIGHT
	CALLING BELL
	BRICK LIGHT AT 2400
	STRIP LIGHT



TENDER DRAWING

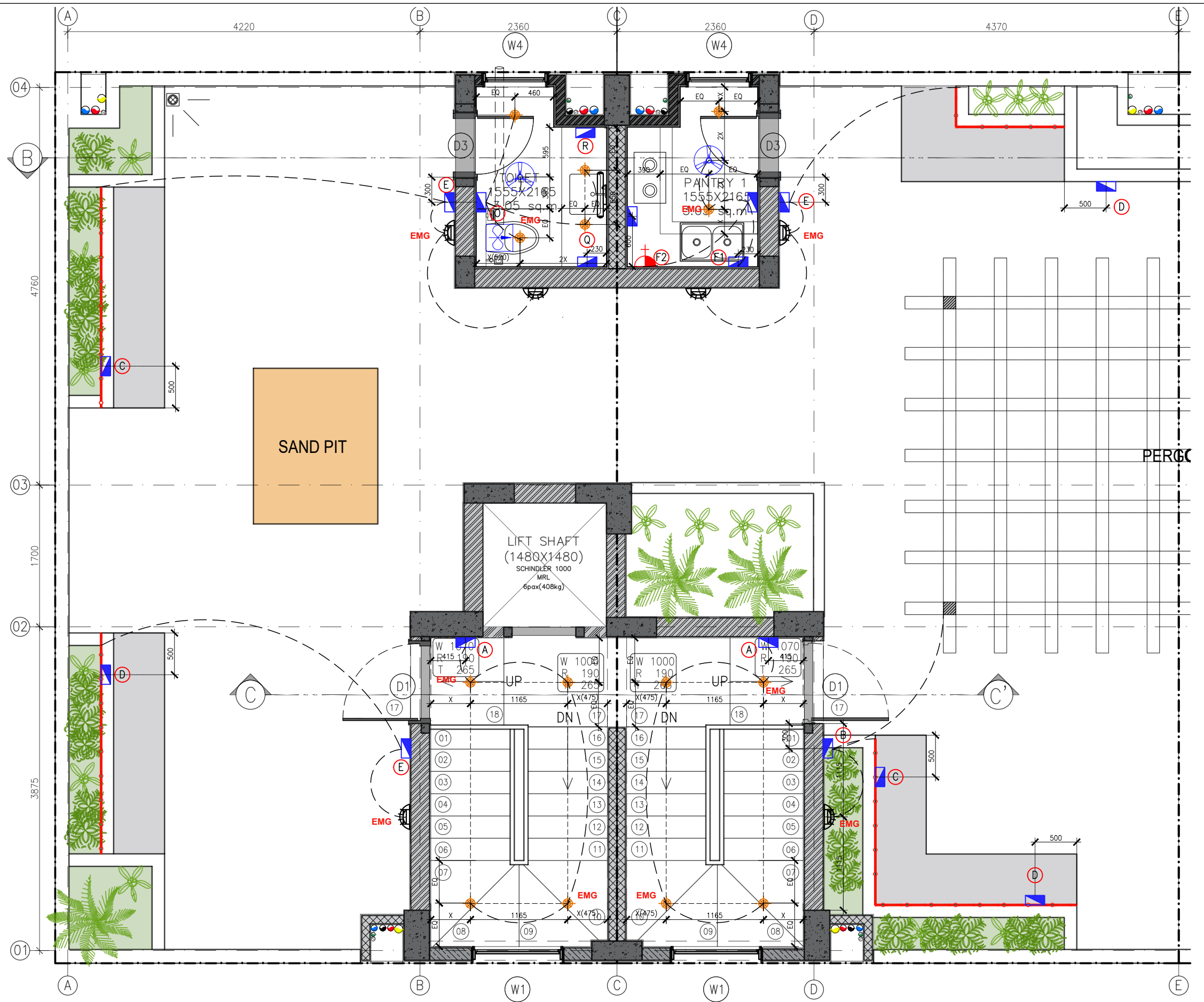
PLOT 53/12

PLOT 53/11

<p>NITESH MINOCHA ARCHITECTS ARCHITECTURE INTERIOR DESIGN K-2115, C.R. PARK, NEW DELHI - 110015, INDIA TEL: 011-4909 3488, 4909 1688</p>	PROJECT	STAFF RESIDENCE FOR SET ON PLOTS 53/11,12,13,14 AT RAJINDER NAGAR	DWG. NO	NMA-SSR-EV-103A-R0
	DWG. TITLE	<p>Notes :- 1. All dimensions are in mm. 2. Dimensions are to be read and not measured 3. Any discrepancy in the drawing should be brought to the notice of the architect and no deviation should be made without the approval of the architect. 4. The dwgs. are the copyright of the architect and should not be used for any unauthorised reason. 5. All beams, columns, slab sizes and reinforcement details are as per structural drawings. 6. All dimensions are finished dimensions unless mentioned and tolerances for plaster finishing have to be left as reqd.</p>		
	TERRACE ELECTRICAL LAYOUT PLAN -53/12&53/11			
FILE	RO_SSR_AUTOCAD	DATE	23-02-2023	
DEALT BY	SURYA	SCALE	NTS	


LEGENDS	SWITCH BOARD	DESCRIPTION
(A)	1050mm,ht	1-17W SWITCH FOR STAIRCASE LIGHTS 1-SWITCH FOR ENTRANCE LOBBY LIGHT
(B)	1050mm,ht	EXTERIOR 1-SWITCH FOR WALL LIGHT 1-SWITCH FOR STRIP LIGHT 1-LIGHT CONNECTION FOR PERGOLA
(C)	230mm,ht	1-6amp SWITCHED SOCKET
(D)	230mm,ht	1-16amp SWITCHED SOCKET
(E)	1050mm,ht	EXTERIOR 1-SWITCH FOR WALL LIGHT 1-SWITCH FOR STRIP LIGHT
(F)	1050mm,ht	1-SWITCH FOR CEILING LIGHTS 1-SWITCH FOR FAN 1-SWITCH FOR GEYSER 1-SWITCH FOR R.O
(F1)	600mm,ht	1-16amp SWITCHED SOCKET
(F2)	1800mm,ht	1-16amp SWITCHED SOCKET
(G)	1050mm,ht	1-16amp SWITCHED SOCKET
(O)	1250mm,ht	3-SWITCH FOR CEILING LIGHTS 1-EXHAUST FAN 1-SWITCH FOR FAN 1-6amp SWITCHED SOCKET
(Q)	950mm,ht	1-6amp SWITCHED SOCKET 1-SWITCH FOR DEFOGGER
(R)	950mm,ht	1-6amp SWITCHED SOCKET 1-SWITCH FOR MIRROR LIGHT

LEGEND	DESCRIPTION
	CEILING LIGHT
	EXHAUST
	SWITCH BOARD
	GEYSER POINT
	WARDROBE LIGHT POINT
	MIRROR LIGHT
	CALLING BELL
	BRICK LIGHT AT 2400
	STRIP LIGHT



PLOT 53/14

PLOT 53/13



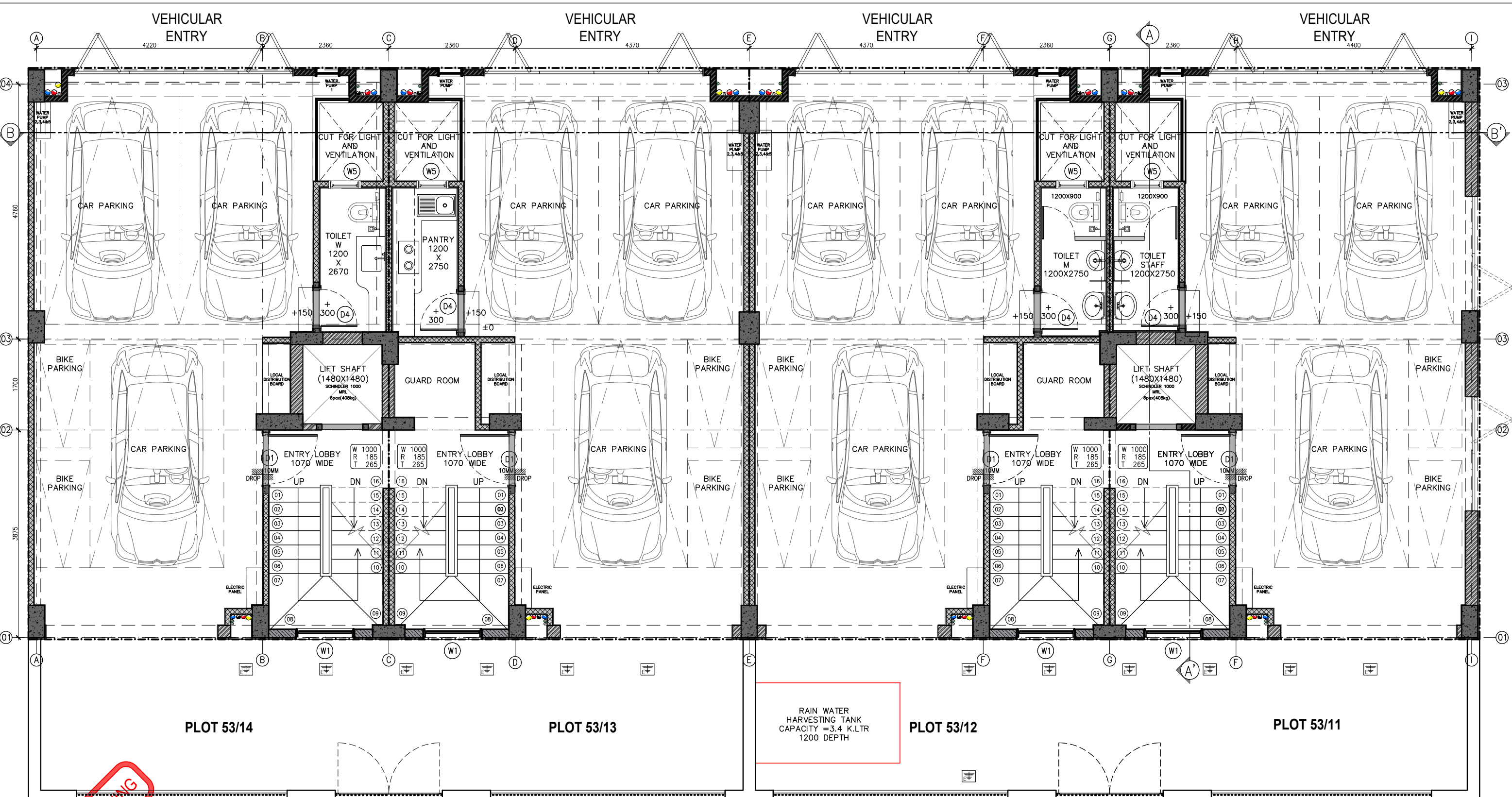
PROJECT
STAFF RESIDENCE FOR SET ON PLOTS 53/11,12,13,14 AT RAJINDER NAGAR

DWG. TITLE
TERRACE ELECTRICAL LAYOUT PLAN -53/14&53/13

Notes :-
 1. All dimensions are in mm.
 2. Dimensions are to be read and not measured
 3. Any discrepancy in the drawing should be brought to the notice of the architect and no deviation should be made without the approval of the architect.
 4. The dwgs. are the copyright of the architect and should not be used for any unauthorised reason.
 5. All beams, columns, slab sizes and reinforcement details are as per structural drawings.
 6. All dimensions are finished dimensions unless mentioned and tolerances for plaster finishing have to be left as reqd.


DWG. NO	
NMA-SSR-EV-103B-R0	
FILE	RO_SSR_AUTOCAD
DATE	23-02-2023
DEALT BY	SURYA
SCALE	NTS





SN	Description	GI Earth Pits for Equipments			
		Plot 53/11	Plot 53/12	Plot 53/13	Plot 53/14
1	Main (Meter) Electrical Panel	1	1	1	1
2	Lift	2			2
3	DG Nutral	2			
4	DG Body	2			
	TOTAL	7	1	1	3
	GRAND TOTAL	12	Nos		

BOYS SCHOOL SIDE



PROJECT
STAFF RESIDENCE FOR SET ON PLOTS 53/11,12,13,14 AT RAJINDER NAGAR

DWG. TITLE
STILT FLOOR PLAN - EARTHING PIT LOCATION

- Notes :-
1. All dimensions are in mm.
 2. Dimensions are to be read and not measured
 3. Any discrepancy in the drawing should be brought to the notice of the architect and no deviation should be made without the approval of the architect.
 4. The dwgs. are the copyright of the architect and should not be used for any unauthorised reason.
 5. All beams, columns, slab sizes and reinforcement details are as per structural drawings.
 6. All dimensions are finished dimensions unless mentioned and tolerances for plaster finishing have to be left as reqd.

DWG. NO	NMA-SSR-EP-101-R0	
FILE	RO_SSR_ARCHITECTURAL_SET	
DATE	23_02_2023	
DEALT BY	SURYA	
SCALE	NTS	

