


TENDER DRAWING

- LEGEND :-
- ① WASTE WATER PIPE STACK
  - ② SOIL WASTE PIPE STACK
  - ③ RAIN WATER PIPE STACK
  - ④ WATER UP-RISER PIPE STACK
  - ⑤ FRESH WATER SUPPLY PIPE
  - ⑥ WATER SUPPLY PIPE
- LEGEND :-
- WASTE WATER PIPE
  - SOIL WASTE PIPE
  - RAIN WATER PIPE
  - Ⓚ KHURRA
  - FD/FT



PROJECT  
**STAFF RESIDENCE FOR SET ON PLOTS 53/11,12,13,14 AT RAJINDER NAGAR**

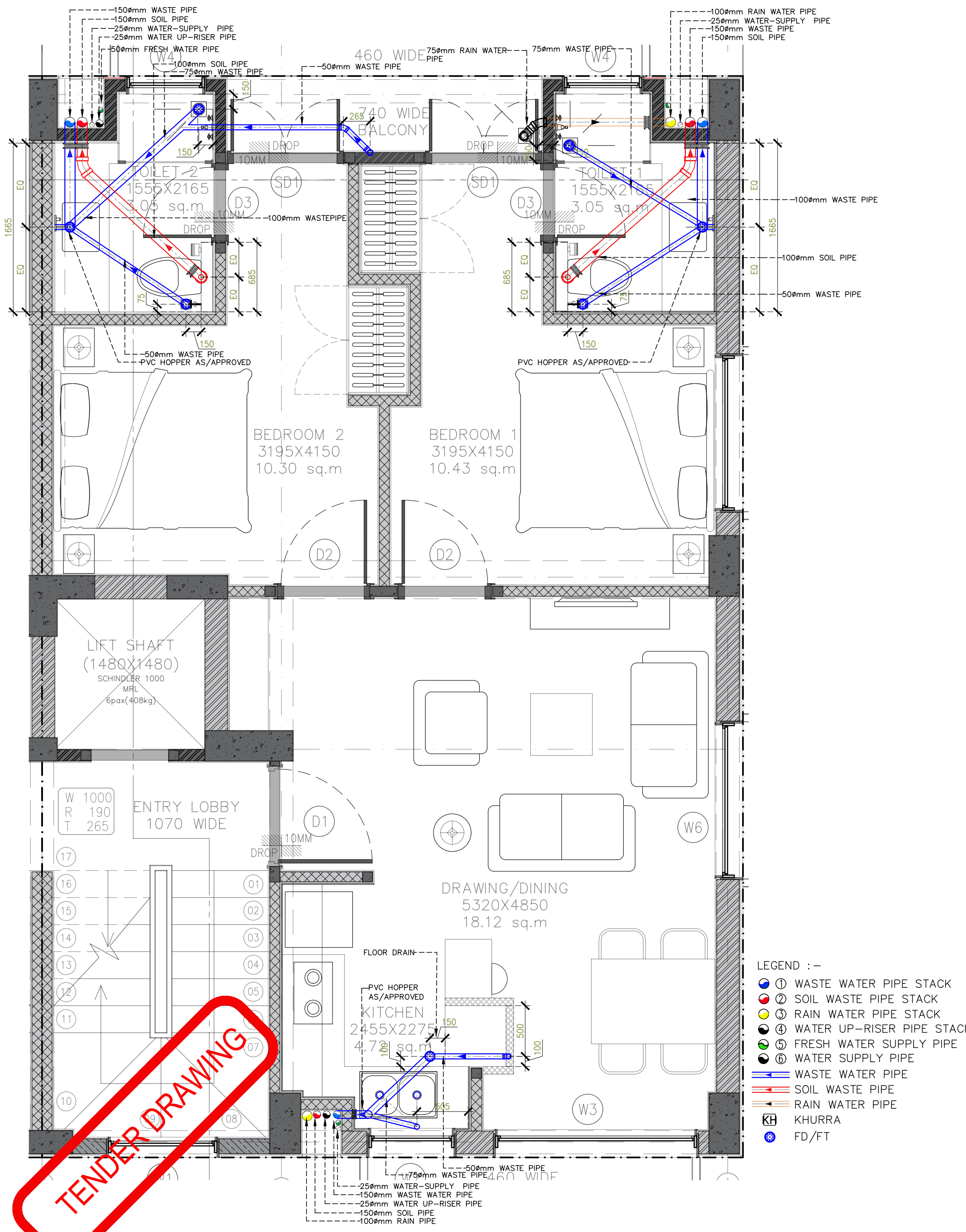
DWG. TITLE  
**STILT\_DRAINAGE DRAWING**

Notes :-

1. All dimensions are in mm.
2. Dimensions are to be read and not measured
3. Any discrepancy in the drawing should be brought to the notice of the architect and no deviation should be made without the approval of the architect.
4. The dwgs. are the copyright of the architect and should not be used for any unauthorised reason.
5. All beams, columns, slab sizes and reinforcement details are as per structural drawings.
6. All structures are finished dimensions unless mentioned and tolerances for plaster finishing have to be left as reqd.

DWG. NO	
<b>NMA-SSR-PD-101-R1</b>	
FILE	R1_SSR_AUTOCAD
DATE	23_02_2023
DEALT BY	SURYA
SCALE	NTS





- LEGEND :-
- ① WASTE WATER PIPE STACK
  - ② SOIL WASTE PIPE STACK
  - ③ RAIN WATER PIPE STACK
  - ④ WATER UP-RISER PIPE STACK
  - ⑤ FRESH WATER SUPPLY PIPE
  - ⑥ WATER SUPPLY PIPE
  - WASTE WATER PIPE
  - SOIL WASTE PIPE
  - RAIN WATER PIPE
  - KH KHURRA
  - FD/FT

TENDER DRAWING



PROJECT  
STAFF RESIDENCE FOR SET ON PLOTS 53/11,12,13,14 AT RAJINDER NAGAR

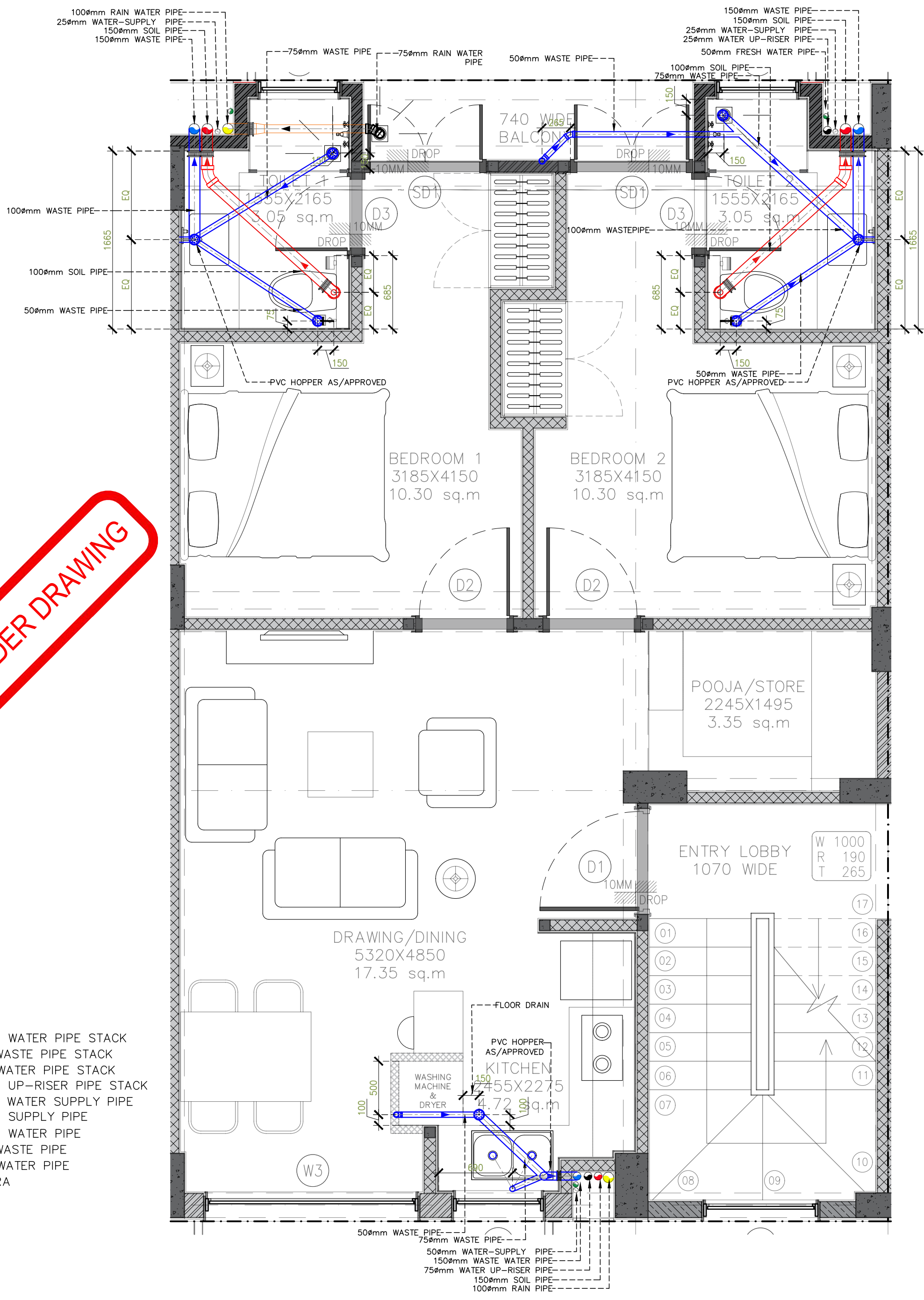
DWG. TITLE  
**53/11\_TYPICAL\_DRAINAGE\_PLAN**

Notes :-  
 1. All dimensions are in mm.  
 2. Dimensions are to be read and not measured  
 3. Any discrepancy in the drawing should be brought to the notice of the architect and no deviation should be made without the approval of the architect.  
 4. The dwgs. are the copyright of the architect and should not be used for any unauthorised reason.  
 5. All beams, columns, slab sizes and reinforcement details are as per structural drawings.  
 6. All dimensions are finished dimensions unless mentioned and tolerances for plaster finishing have to be left as reqd.

DWG. NO <b>NMA-SSR-PD-102A-R1</b>	
FILE	R1_SSR_AUTOCAD
DATE	23_02_2023
DEALT BY	SURYA
SCALE	NTS



**TENDER DRAWING**



- LEGEND :-**
- ① WASTE WATER PIPE STACK
  - ② SOIL WASTE PIPE STACK
  - ③ RAIN WATER PIPE STACK
  - ④ WATER UP-RISER PIPE STACK
  - ⑤ FRESH WATER SUPPLY PIPE
  - ⑥ WATER SUPPLY PIPE
  - WASTE WATER PIPE
  - SOIL WASTE PIPE
  - RAIN WATER PIPE
  - KH KHURRA
  - FD/FT

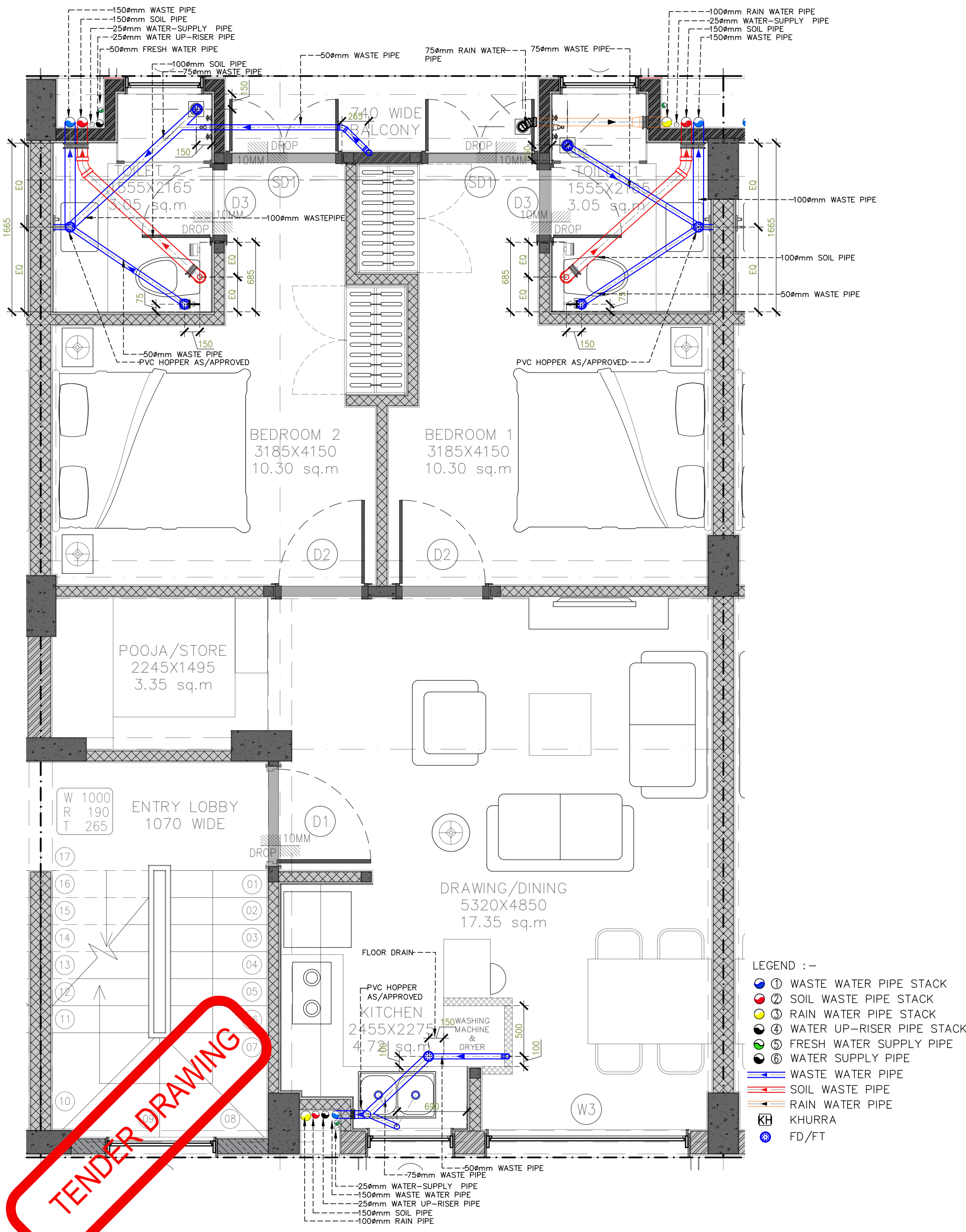


PROJECT  
STAFF RESIDENCE FOR SET ON PLOTS 53/11,12,13,14 AT RAJINDER NAGAR

DWG. TITLE  
**53/12\_TYPICAL\_DRAINAGE\_PLAN**

Notes :-  
 1. All dimensions are in mm.  
 2. Dimensions are to be read and not measured  
 3. Any discrepancy in the drawing should be brought to the notice of the architect and no deviation should be made without the approval of the architect.  
 4. The dwgs. are the copyright of the architect and should not be used for any unauthorised reason.  
 5. All beams, columns, slab sizes and reinforcement details are as per structural drawings.  
 6. All dimensions are finished dimensions unless mentioned and tolerances for plaster finishing have to be left as reqd.

DWG. NO <b>NMA-SSR-PD-102B-R1</b>	
FILE	R1_SSR_AUTOCAD
DATE	23_02_2023
DEALT BY	SURYA
SCALE	NTS



- LEGEND :-
- ① WASTE WATER PIPE STACK
  - ② SOIL WASTE PIPE STACK
  - ③ RAIN WATER PIPE STACK
  - ④ WATER UP-RISER PIPE STACK
  - ⑤ FRESH WATER SUPPLY PIPE
  - ⑥ WATER SUPPLY PIPE
  - Waste Water Pipe
  - Soil Waste Pipe
  - Rain Water Pipe
  - Ⓚ KHURRA
  - Ⓜ FD/FT

TENDER DRAWING



PROJECT  
**STAFF RESIDENCE FOR SET ON PLOTS 53/11,12,13,14 AT RAJINDER NAGAR**

DWG. TITLE  
**53/13\_TYPICAL\_DRAINAGE\_PLAN**

NITESH MINOCHA  
 ARCHITECTS  
 ARCHITECTURE INTERIOR DESIGN  
 K-2115, C.R. PARK, NEW DELHI - 110019, INDIA  
 TEL: 011-4909 3488, 4909 1688

Notes :-

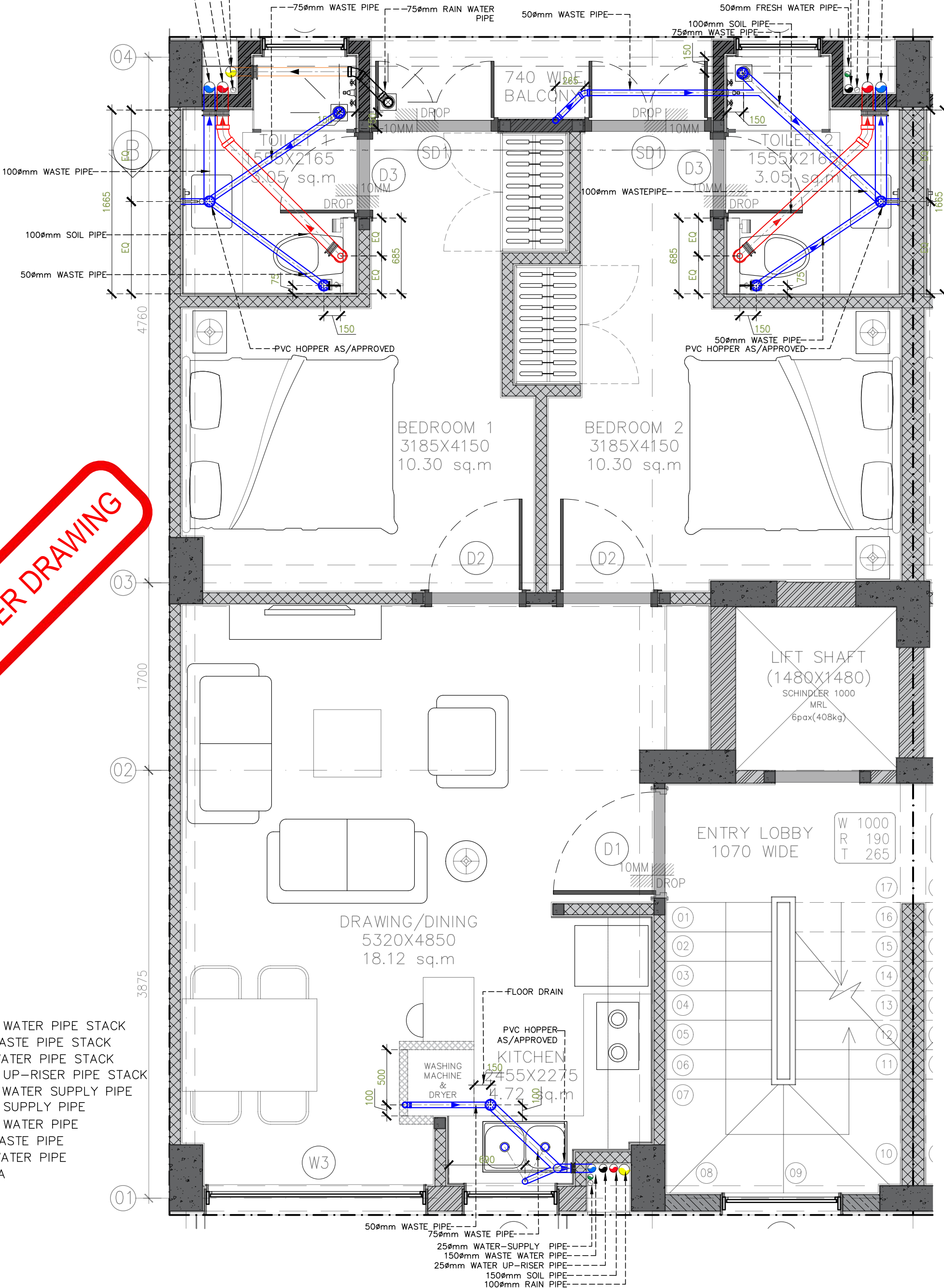
1. All dimensions are in mm.
2. Dimensions are to be read and not measured
3. Any discrepancy in the drawing should be brought to the notice of the architect and no deviation should be made without the approval of the architect.
4. The dwgs. are the copyright of the architect and should not be used for any unauthorised reason.
5. All beams, columns, slab sizes and reinforcement details are as per structural drawings.
6. All dimensions are finished dimensions unless mentioned and tolerances for plaster finishing have to be left as reqd.

DWG. NO <b>NMA-SSR-PD-102C-R1</b>	
FILE	R1_SSR_AUTOCAD
DATE	23_02_2023
DEALT BY	SURYA
SCALE	NTS



100mm RAIN WATER PIPE  
25mm WATER-SUPPLY PIPE  
150mm SOIL PIPE  
150mm WASTE PIPE

150mm WASTE PIPE  
150mm SOIL PIPE  
25mm WATER-SUPPLY PIPE  
25mm WATER UP-RISER PIPE  
50mm FRESH WATER PIPE



TENDER DRAWING

- LEGEND :-
- ① WASTE WATER PIPE STACK
  - ② SOIL WASTE PIPE STACK
  - ③ RAIN WATER PIPE STACK
  - ④ WATER UP-RISER PIPE STACK
  - ⑤ FRESH WATER SUPPLY PIPE
  - ⑥ WATER SUPPLY PIPE
  - WASTE WATER PIPE
  - SOIL WASTE PIPE
  - RAIN WATER PIPE
  - KH KHURRA
  - ⊙ FD/FT

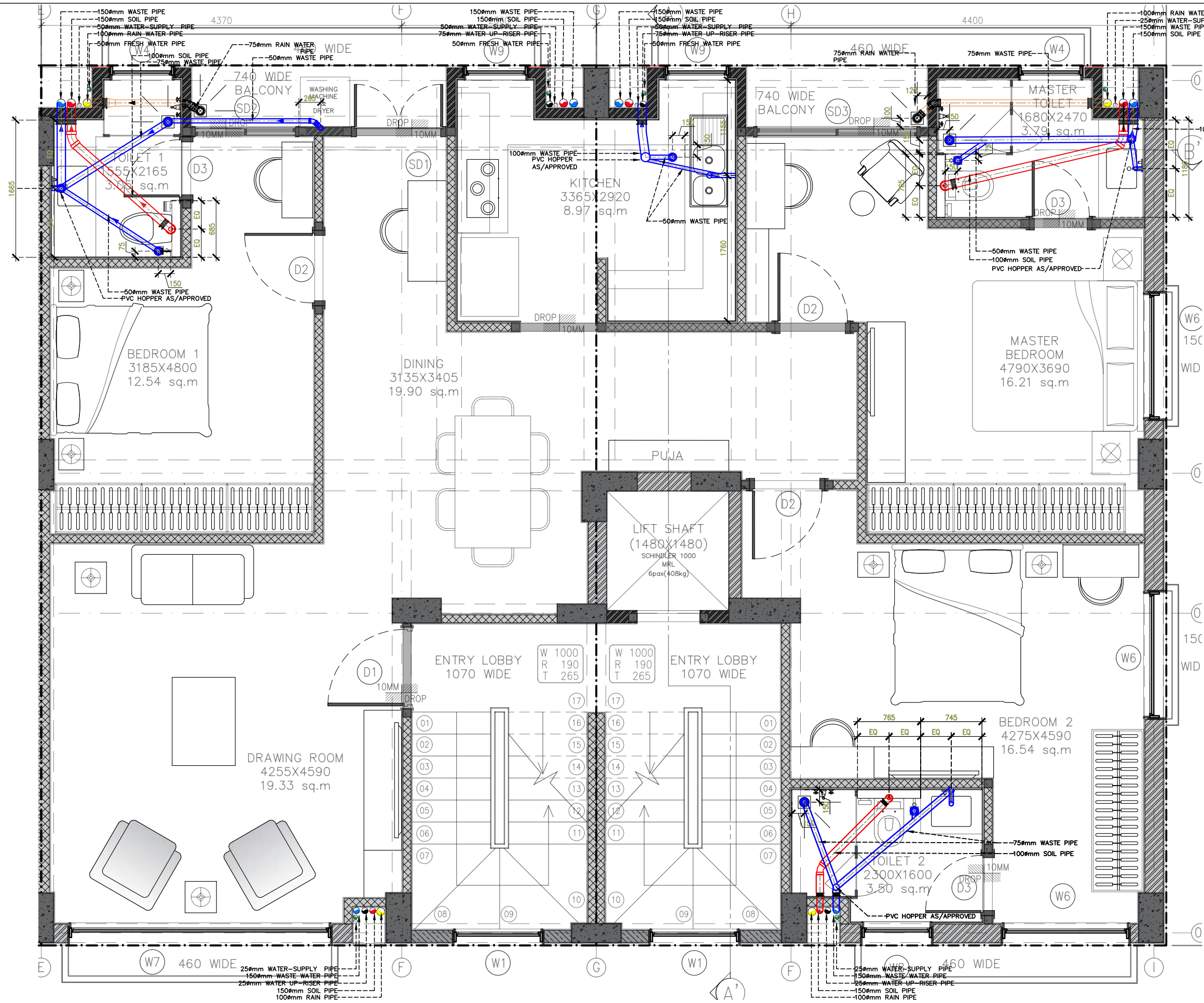


PROJECT  
STAFF RESIDENCE FOR SET ON PLOTS 53/11,12,13,14 AT RAJINDER NAGAR

DWG. TITLE  
**53/14\_TYPICAL\_DRAINAGE\_PLAN**


Notes :-  
1. All dimensions are in mm.  
2. Dimensions are to be read and not measured  
3. Any discrepancy in the drawing should be brought to the notice of the architect and no deviation should be made without the approval of the architect.  
4. The dwgs. are the copyright of the architect and should not be used for any unauthorised reason.  
5. All beams, columns, slab sizes and reinforcement details are as per structural drawings.  
6. All dimensions are finished dimensions unless mentioned and tolerances for plaster finishing have to be left as reqd.

DWG. NO <b>NMA-SSR-PD-102D-R1</b>	
FILE	R1_SSR_AUTOCAD
DATE	23_01_2023
DEALT BY	SURYA
SCALE	NTS



- LEGEND :-
- ① WASTE WATER PIPE STACK
  - ② SOIL WASTE PIPE STACK
  - ③ RAIN WATER PIPE STACK
  - ④ WATER UP-RISER PIPE STACK
  - ⑤ FRESH WATER SUPPLY PIPE
  - ⑥ WATER SUPPLY PIPE
  - WASTE WATER PIPE
  - SOIL WASTE PIPE
  - RAIN WATER PIPE
  - KHURRA
  - FD/FT

TENDER DRAWING



PROJECT  
**STAFF RESIDENCE FOR SET ON PLOTS 53/11,12,13,14 AT RAJINDER NAGAR**

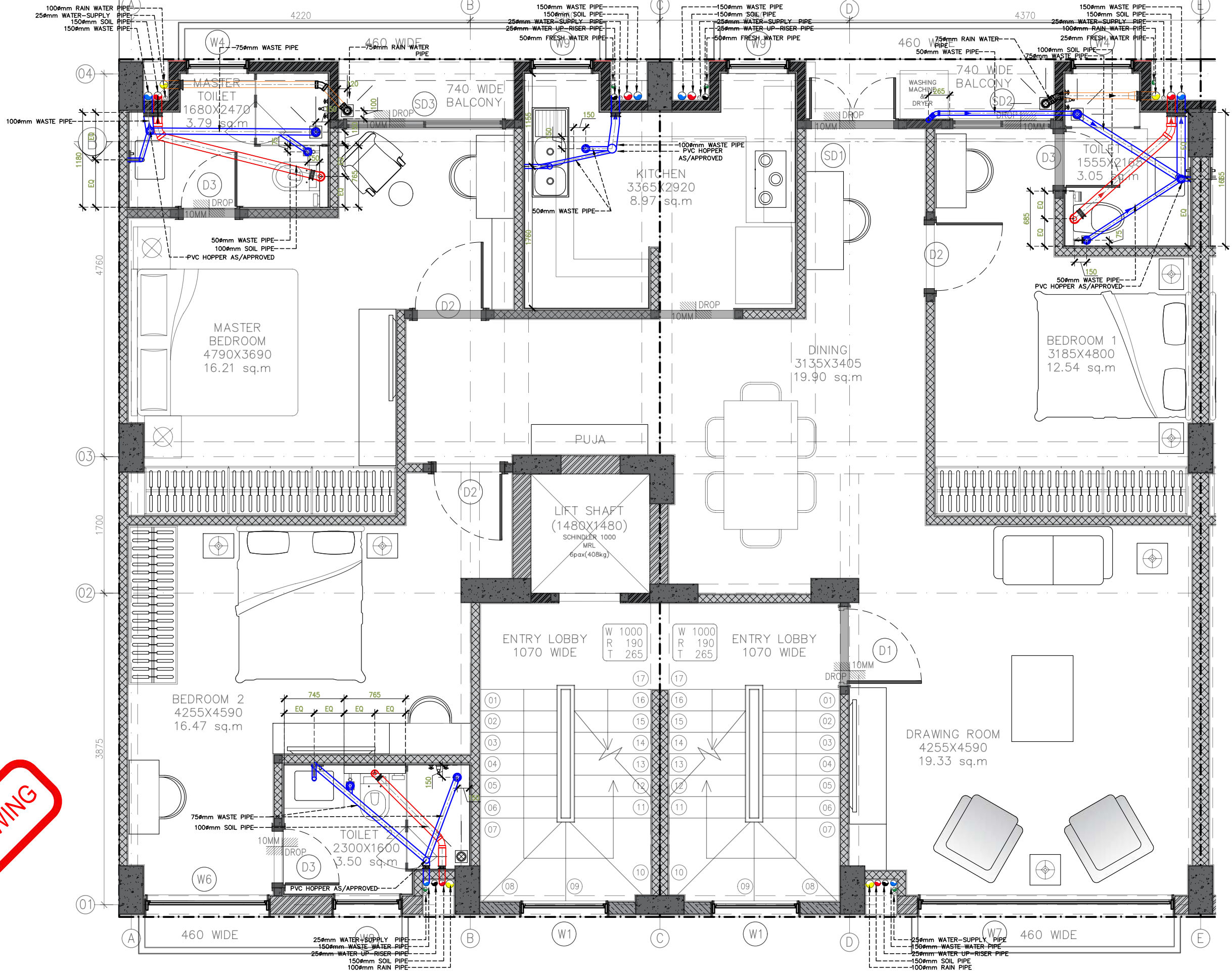
DWG. TITLE  
**FOURTH FLOOR\_53/12&53/11\_DRAINAGE DRAWING**

- Notes :-
1. All dimensions are in mm.
  2. Dimensions are to be read and not measured
  3. Any discrepancy in the drawing should be brought to the notice of the architect and no deviation should be made without the approval of the architect.
  4. The dwgs. are the copyright of the architect and should not be used for any unauthorised reason.
  5. All beams, columns, slab sizes and reinforcement details are as per structural drawings.
  6. All dimensions are finished dimensions unless mentioned and tolerances for plaster finishing have to be left as reqd.

DWG. NO	
<b>NMA-SSR-PD-103A-R1</b>	
FILE	R1_SSR_AUTOCAD
DATE	23_02_2023
DEALT BY	SURYA
SCALE	NTS








- LEGEND :-
- ① WASTE WATER PIPE STACK
  - ② SOIL WASTE PIPE STACK
  - ③ RAIN WATER PIPE STACK
  - ④ WATER UP-RISER PIPE STACK
  - ⑤ FRESH WATER SUPPLY PIPE
  - ⑥ WATER SUPPLY PIPE
  - WASTE WATER PIPE
  - SOIL WASTE PIPE
  - RAIN WATER PIPE
  - Ⓚ KH KHURRA
  - FD/FT

TENDER DRAWING



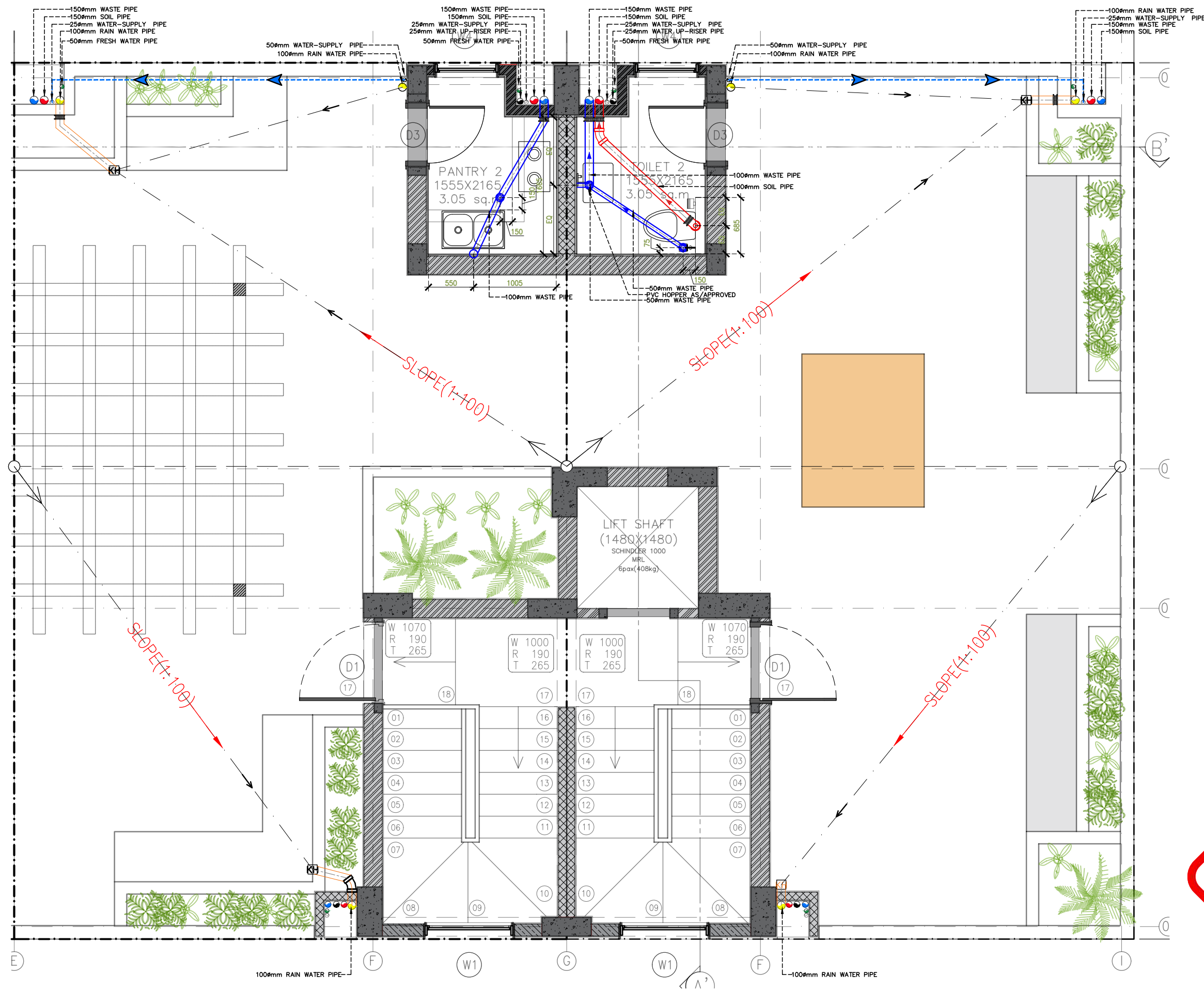
PROJECT  
**STAFF RESIDENCE FOR SET ON PLOTS 53/11,12,13,14 AT RAJINDER NAGAR**

DWG. TITLE  
**FOURTH FLOOR\_53/14&53/13\_DRAINAGE DRAWING**

- Notes :-
1. All dimensions are in mm.
  2. Dimensions are to be read and not measured
  3. Any discrepancy in the drawing should be brought to the notice of the architect and no deviation should be made without the approval of the architect.
  4. The dwgs. are the copyright of the architect and should not be used for any unauthorised reason.
  5. All beams, columns, slab sizes and reinforcement details are as per structural drawings.
  6. All dimensions are finished dimensions unless mentioned and tolerances for plaster finishing have to be left as reqd.


DWG. NO	
<b>NMA-SSR-PD-103B-R1</b>	
FILE	R1_SSR_AUTOCAD
DATE	23_02_2023
DEALT BY	SURYA
SCALE	NTS





- LEGEND :-
- ① WASTE WATER PIPE STACK
  - ② SOIL WASTE PIPE STACK
  - ③ RAIN WATER PIPE STACK
  - ④ WATER UP-RISER PIPE STACK
  - ⑤ FRESH WATER SUPPLY PIPE
  - ⑥ WATER SUPPLY PIPE
  - WASTE WATER PIPE
  - SOIL WASTE PIPE
  - RAIN WATER PIPE
  - Ⓚ KHURRA
  - FD/FT
  - WATER PIPE
  - WATER UP-RISER PIPE

TENDER DRAWING



PROJECT  
**STAFF RESIDENCE FOR SET ON PLOTS 53/11,12,13,14 AT RAJINDER NAGAR**

DWG. TITLE  
**TERRACE\_53/12&53/11\_DRAINAGE DRAWING**

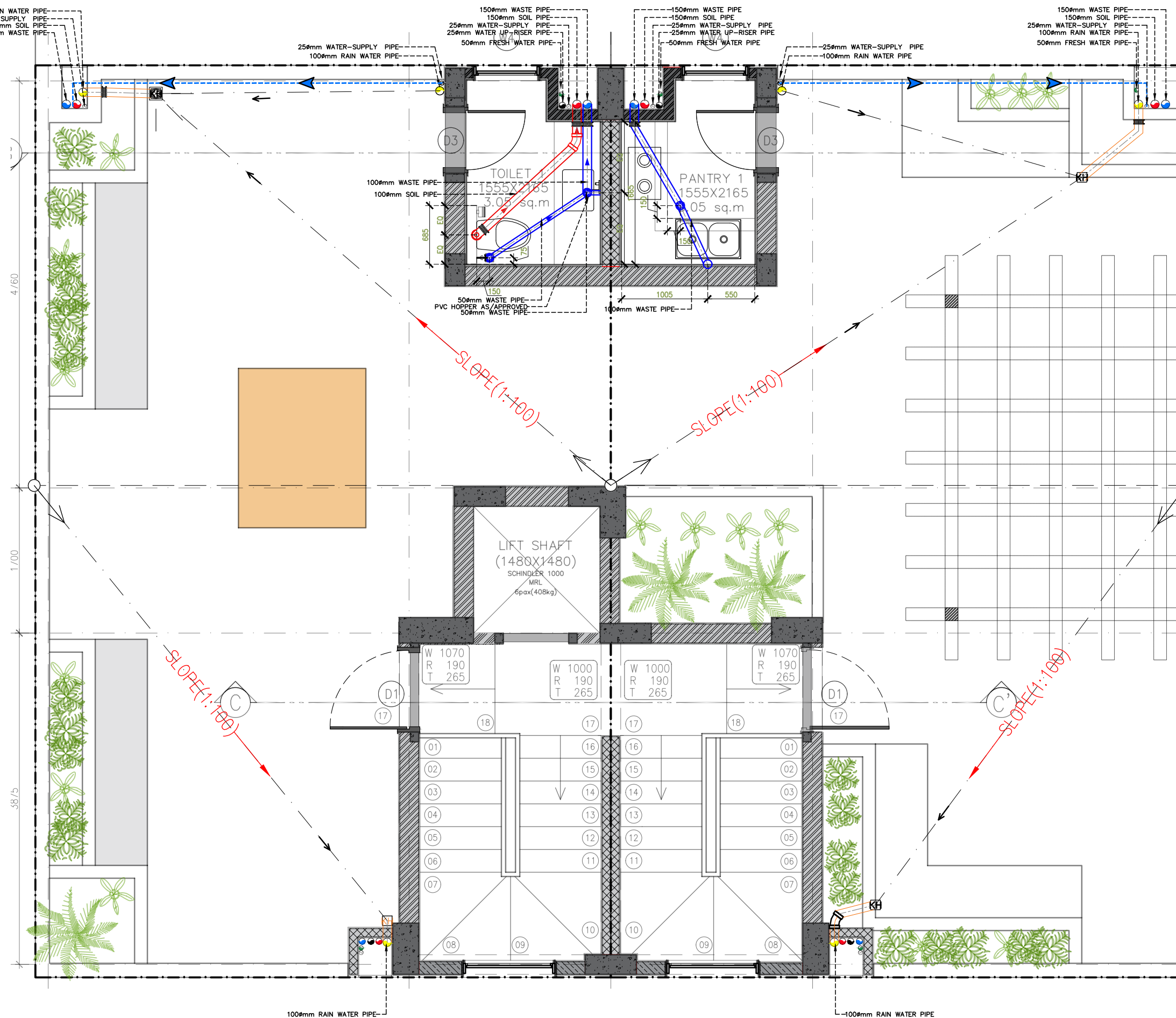
Notes :-

1. All dimensions are in mm.
2. Dimensions are to be read and not measured
3. Any discrepancy in the drawing should be brought to the notice of the architect and no deviation should be made without the approval of the architect.
4. The dwgs. are the copyright of the architect and should not be used for any unauthorised reason.
5. All beams, columns, slab sizes and reinforcement details are as per structural drawings.
6. All dimensions are finished dimensions unless mentioned and tolerances for plaster finishing have to be left as reqd.

DWG. NO	
<b>NMA-SSR-PD-104A-R1</b>	
FILE	R1_SSR_AUTOCAD
DATE	23_02_2023
DEALT BY	SURYA
SCALE	NTS








- LEGEND :-
- ① WASTE WATER PIPE STACK
  - ② SOIL WASTE PIPE STACK
  - ③ RAIN WATER PIPE STACK
  - ④ WATER UP-RISER PIPE STACK
  - ⑤ FRESH WATER SUPPLY PIPE
  - ⑥ WATER SUPPLY PIPE
  - WASTE WATER PIPE
  - SOIL WASTE PIPE
  - RAIN WATER PIPE
  - Ⓚ KHURRA
  - Ⓛ FD/FT
  - WATER PIPE
  - WATER UP-RISER PIPE

TENDER DRAWING



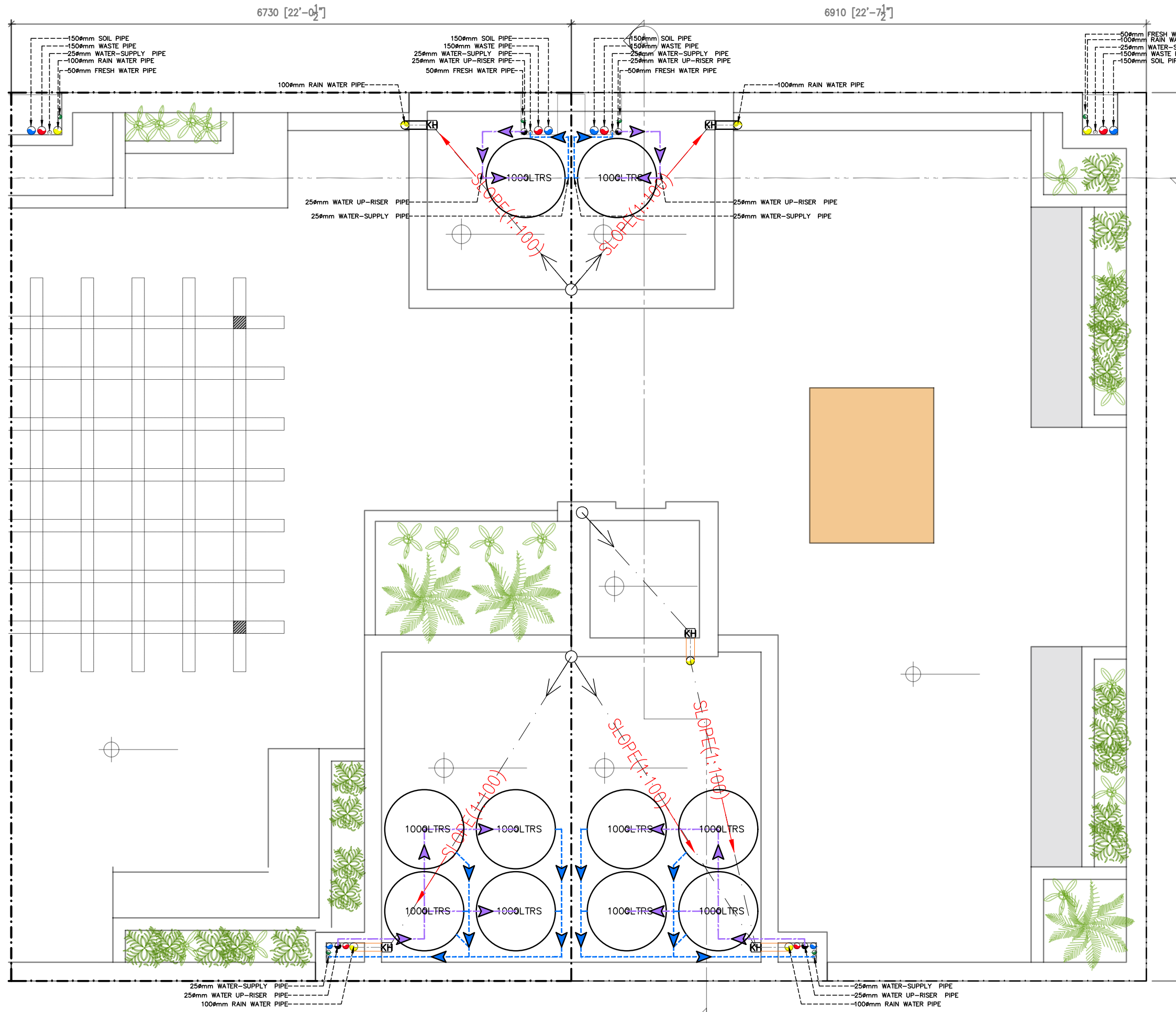
PROJECT  
**STAFF RESIDENCE FOR SET ON PLOTS 53/11,12,13,14 AT RAJINDER NAGAR**

DWG. TITLE  
**TERRACE\_53/14&53/13\_DRAINAGE DRAWING**

Notes :-  
 1. All dimensions are in mm.  
 2. Dimensions are to be read and not measured  
 3. Any discrepancy in the drawing should be brought to the notice of the architect and no deviation should be made without the approval of the architect.  
 4. The dwgs. are the copyright of the architect and should not be used for any unauthorised reason.  
 5. All beams, columns, slab sizes and reinforcement details are as per structural drawings.  
 6. All dimensions are finished dimensions unless mentioned and tolerances for plaster finishing have to be left as reqd.


DWG. NO	
<b>NMA-SSR-PD-104B-R1</b>	
FILE	RO_SSR_AUTOCAD
DATE	23_02_2023
DEALT BY	SURYA
SCALE	NTS





- LEGEND :-
- ① WASTE WATER PIPE STACK
  - ② SOIL WASTE PIPE STACK
  - ③ RAIN WATER PIPE STACK
  - ④ WATER UP-RISER PIPE STACK
  - ⑤ FRESH WATER SUPPLY PIPE
  - ⑥ WATER SUPPLY PIPE
  - WASTE WATER PIPE
  - SOIL WASTE PIPE
  - RAIN WATER PIPE
  - KH KHURRA
  - FD/FT
  - WASTE WATER PIPE
  - WATER UP-RISER PIPE

TENDER DRAWING



PROJECT  
**STAFF RESIDENCE FOR SET ON PLOTS 53/11,12,13,14 AT RAJINDER NAGAR**

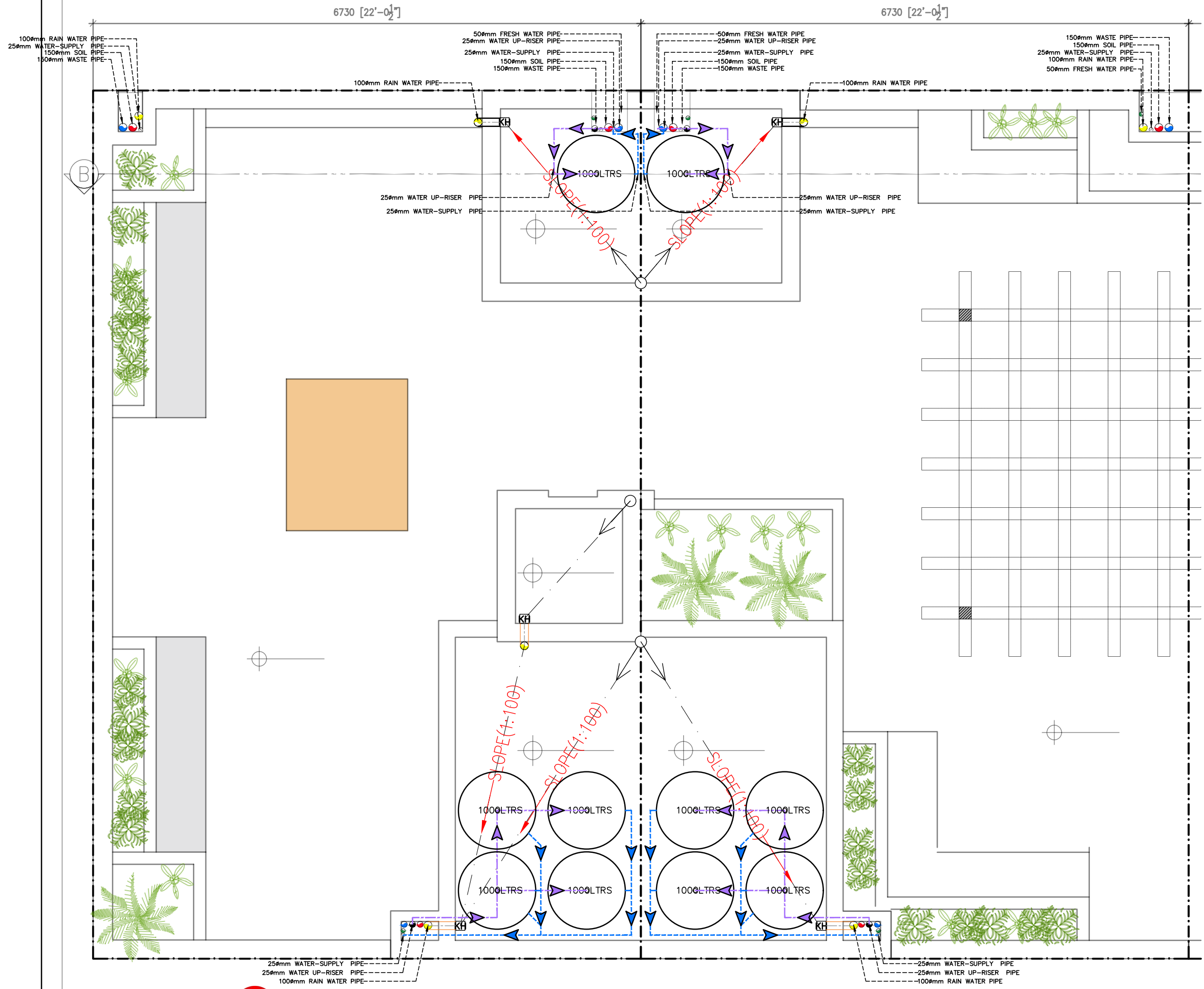
DWG. TITLE  
**MUMTY\_53/12&53/11\_DRAINAGE DRAWING**

Notes :-  
 1. All dimensions are in mm.  
 2. Dimensions are to be read and not measured  
 3. Any discrepancy in the drawing should be brought to the notice of the architect and no deviation should be made without the approval of the architect.  
 4. The dwgs. are the copyright of the architect and should not be used for any unauthorised reason.  
 5. All beams, columns, slab sizes and reinforcement details are as per structural drawings.  
 6. All dimensions are finished dimensions unless mentioned and tolerances for plaster finishing have to be left as reqd.

DWG. NO	
<b>NMA-SSR-PD-105A-R1</b>	
FILE	RO_SSR_AUTOCAD
DATE	23_02_2023
DEALT BY	SURYA
SCALE	NTS








- LEGEND :-
- ① WASTE WATER PIPE STACK
  - ② SOIL WASTE PIPE STACK
  - ③ RAIN WATER PIPE STACK
  - ④ WATER UP-RISER PIPE STACK
  - ⑤ FRESH WATER SUPPLY PIPE
  - ⑥ WATER SUPPLY PIPE
  - WASTE WATER PIPE
  - SOIL WASTE PIPE
  - RAIN WATER PIPE
  - KH KHURRA
  - FD/FT
  - WASTE WATER PIPE
  - WATER UP-RISER PIPE

TENDER DRAWING



PROJECT  
**STAFF RESIDENCE FOR SET ON PLOTS 53/11,12,13,14 AT RAJINDER NAGAR**

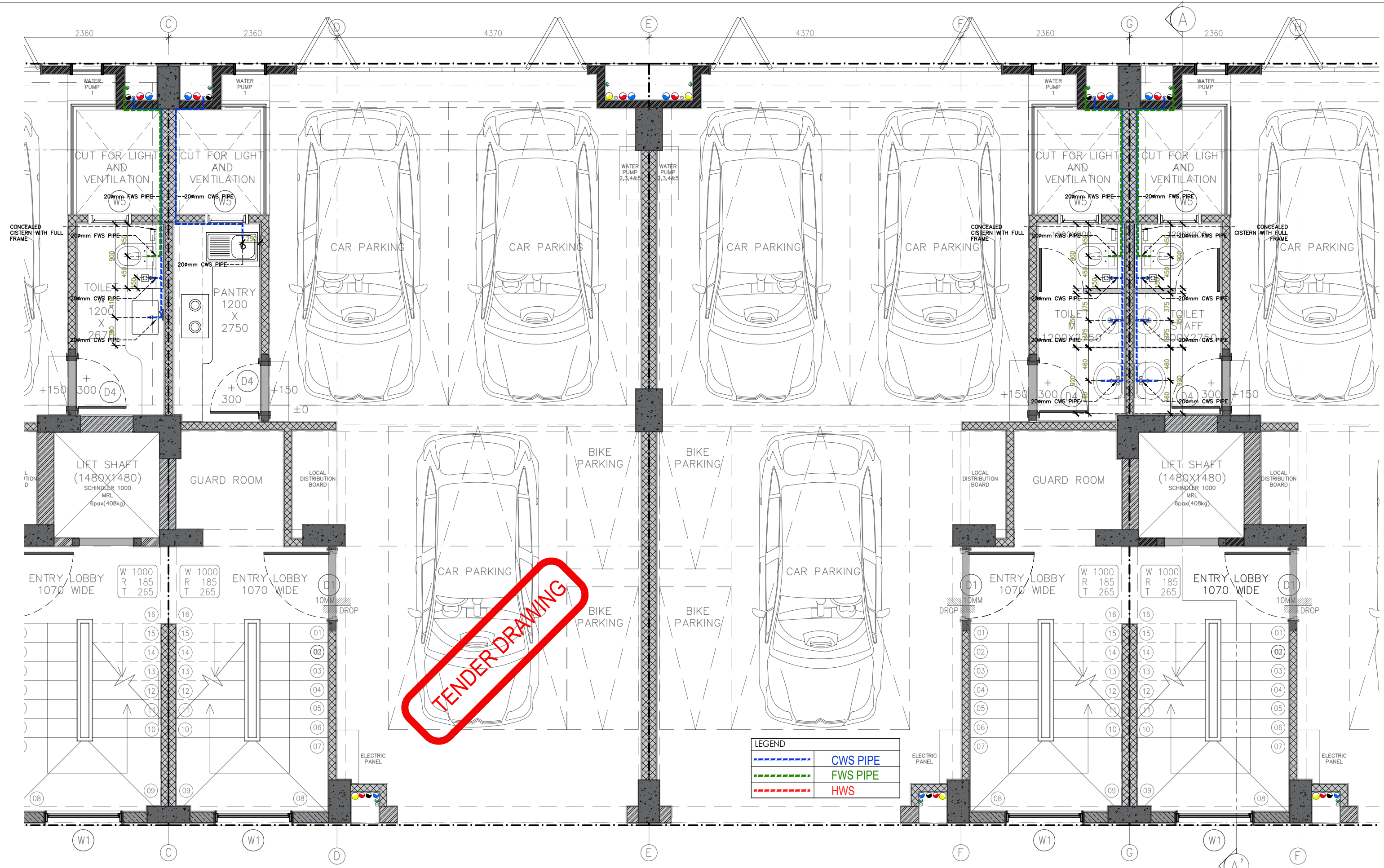
DWG. TITLE  
**MUMTY\_53/14&53/13\_DRAINAGE DRAWING**

Notes :-

1. All dimensions are in mm.
2. Dimensions are to be read and not measured
3. Any discrepancy in the drawing should be brought to the notice of the architect and no deviation should be made without the approval of the architect.
4. The dwgs. are the copyright of the architect and should not be used for any unauthorised reason.
5. All beams, columns, slab sizes and reinforcement details are as per structural drawings.
6. All dimensions are finished dimensions unless mentioned and tolerances for plaster finishing have to be left as reqd.


DWG. NO	
<b>NMA-SSR-PD-105B-R1</b>	
FILE	R1_SSR_AUTOCAD
DATE	23_02_2023
DEALT BY	SURYA
SCALE	NTS





TENDER DRAWING

LEGEND	
<span style="color: blue;">- - - - -</span>	CWS PIPE
<span style="color: green;">- - - - -</span>	FWS PIPE
<span style="color: red;">- - - - -</span>	HWS



PROJECT  
**STAFF RESIDENCE FOR SET ON PLOTS 53/11,12,13,14 AT RAJINDER NAGAR**

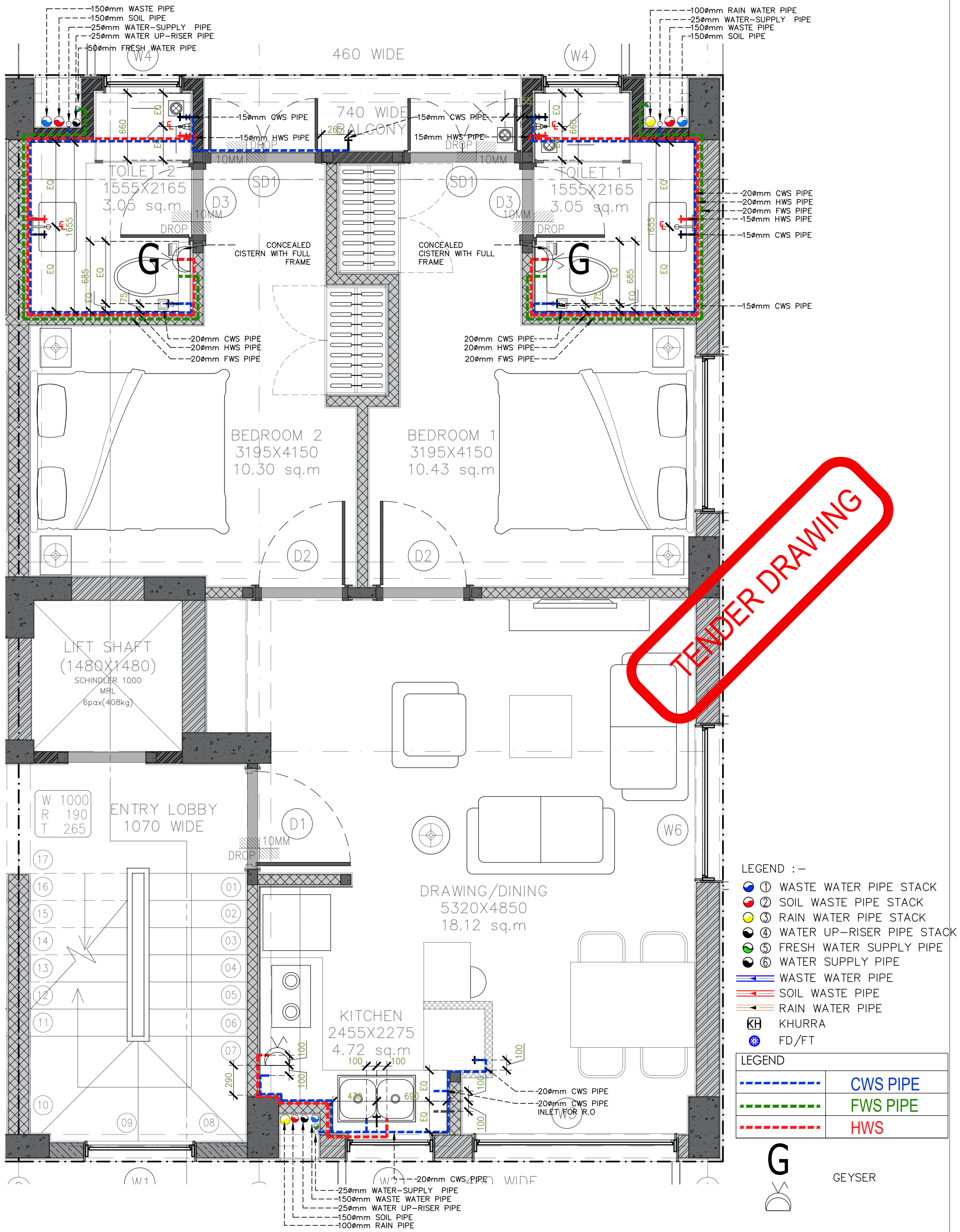
DWG. TITLE  
**STILT\_FLOOR\_WATER\_SUPPLY\_DRAWING**

Notes :-  
 1. All dimensions are in mm.  
 2. Dimensions are to be read and not measured  
 3. Any discrepancy in the drawing should be brought to the notice of the architect and no deviation should be made without the approval of the architect.  
 4. The dwgs. are the copyright of the architect and should not be used for any unauthorised reason.  
 5. All beams, columns, slab sizes and reinforcement details are as per structural drawings.  
 6. All dimensions are finished dimensions unless mentioned and tolerances for plaster finishing have to be left as reqd.

DWG. NO	
<b>NMA-SSR-PW-101-R1</b>	
FILE	R1_SSR_AUTOCAD
DATE	23_02_2023
DEALT BY	SURYA
SCALE	NTS







TENDER DRAWING

- LEGEND :-
- ① WASTE WATER PIPE STACK
  - ② SOIL WASTE PIPE STACK
  - ③ RAIN WATER PIPE STACK
  - ④ WATER UP-RISER PIPE STACK
  - ⑤ FRESH WATER SUPPLY PIPE
  - ⑥ WATER SUPPLY PIPE
  - WASTE WATER PIPE
  - SOIL WASTE PIPE
  - RAIN WATER PIPE
  - KH KHURRA
  - FD/FT

LEGEND	
- - - - -	CWS PIPE
- - - - -	FWS PIPE
- - - - -	HWS

G

GEYSER



PROJECT  
**STAFF RESIDENCE FOR SET ON PLOTS 53/11,12,13,14 AT RAJINDER NAGAR**

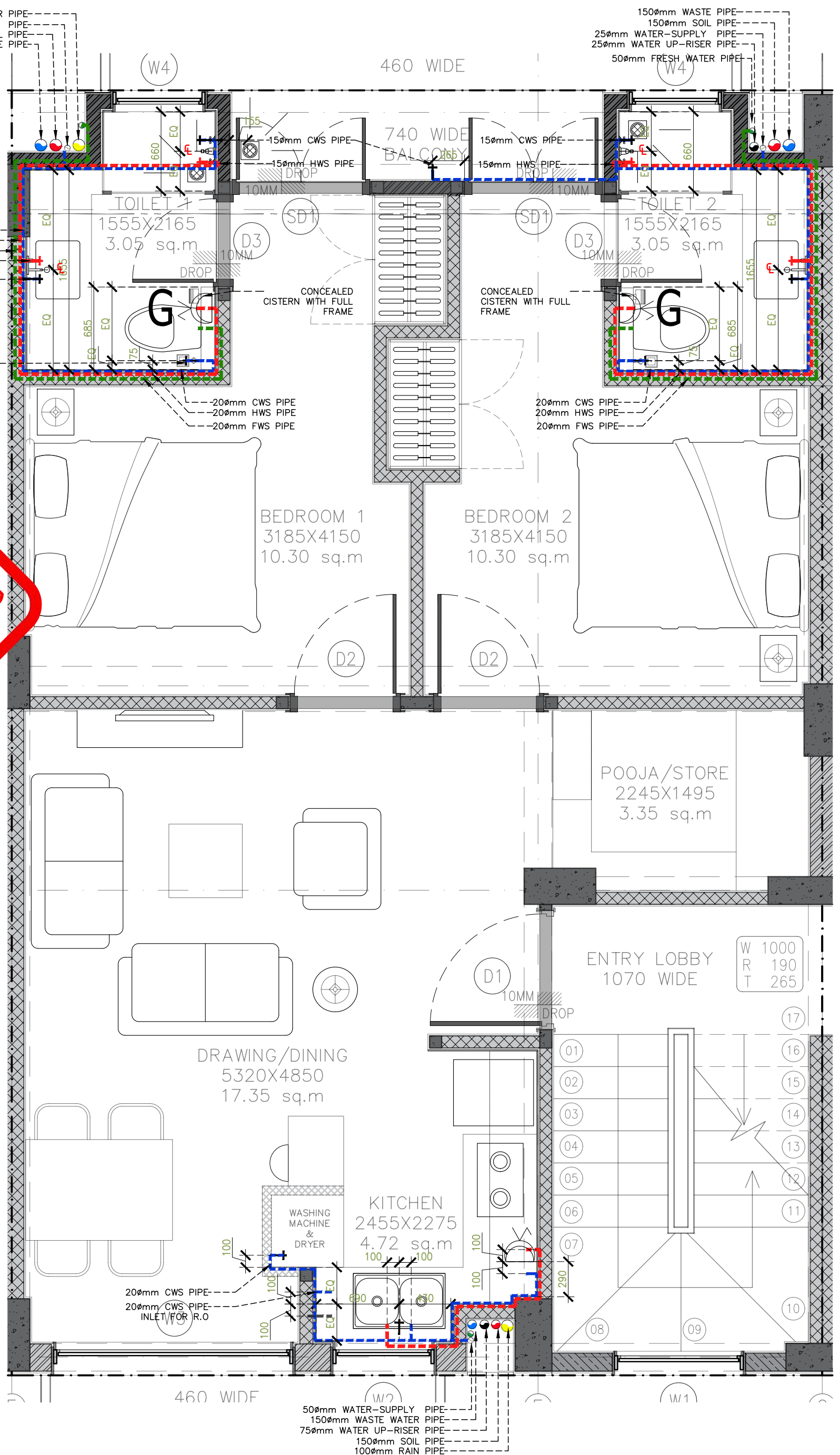
DWG. TITLE  
**53/11\_TYPICAL\_WATER\_SUPPLY**

Notes :-

1. All dimensions are in mm.
2. Dimensions are to be read and not measured
3. Any discrepancy in the drawing should be brought to the notice of the architect and no deviation should be made without the approval of the architect.
4. The dwgs. are the copyright of the architect and should not be used for any unauthorised reason.
5. All beams, columns, slab sizes and reinforcement details are as per structural drawings.
6. All dimensions are finished dimensions unless mentioned and tolerances for plaster finishing have to be left as reqd.

DWG. NO	
NMA-SSR-PW-102A-R1	
FILE	R1_SSR_AUTOCAD
DATE	23_02_2023
DEALT BY	SURYA
SCALE	NTS

TENDER DRAWING



- LEGEND :-
- ① WASTE WATER PIPE STACK
  - ② SOIL WASTE PIPE STACK
  - ③ RAIN WATER PIPE STACK
  - ④ WATER UP-RISER PIPE STACK
  - ⑤ FRESH WATER SUPPLY PIPE
  - ⑥ WATER SUPPLY PIPE
  - WASTE WATER PIPE
  - SOIL WASTE PIPE
  - RAIN WATER PIPE
  - KH KHURRA
  - FD/FT

LEGEND	
---	CWS PIPE
---	FWS PIPE
---	HWS



Notes :-

1. All dimensions are in mm.
2. Dimensions are to be read and not measured
3. Any discrepancy in the drawing should be brought to the notice of the architect and no deviation should be made without the approval of the architect.
4. The dwgs. are the copyright of the architect and should not be used for any unauthorised reason.
5. All beams, columns, slab sizes and reinforcement details are as per structural drawings.
6. All dimensions are finished dimensions unless mentioned and tolerances for plaster finishing have to be left as reqd.

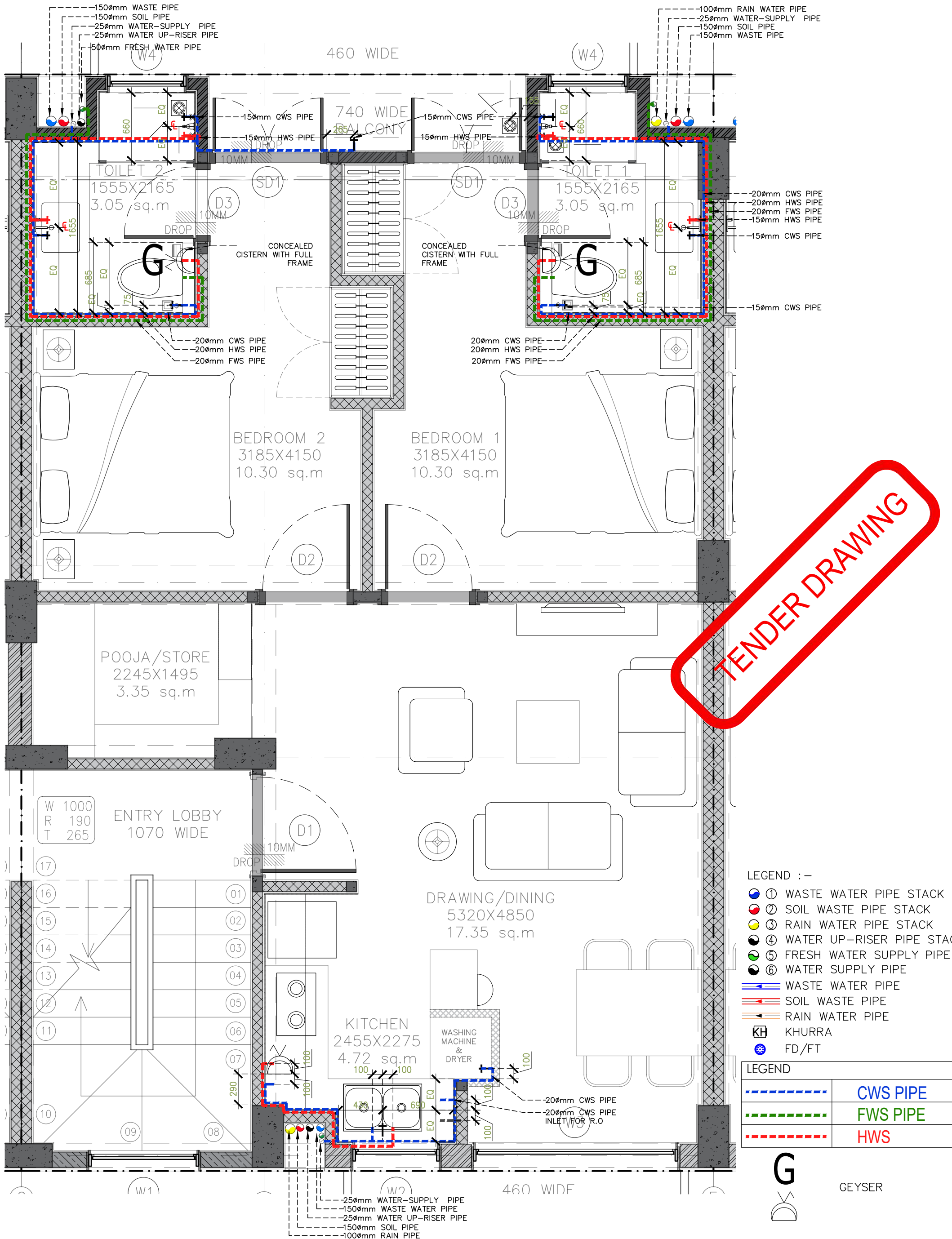
DWG. NO	
<b>NMA-SSR-PW-102B-R1</b>	
FILE	R1_SSR_AUTOCAD
DATE	23_02_2023
DEALT BY	SURYA
SCALE	NTS



PROJECT  
STAFF RESIDENCE FOR SET ON PLOTS 53/11,12,13,14 AT RAJINDER NAGAR

DWG. TITLE  
**53/12\_TYPICAL\_WATER\_SUPPLY**





TENDER DRAWING

- LEGEND :-
- ① WASTE WATER PIPE STACK
  - ② SOIL WASTE PIPE STACK
  - ③ RAIN WATER PIPE STACK
  - ④ WATER UP-RISER PIPE STACK
  - ⑤ FRESH WATER SUPPLY PIPE
  - ⑥ WATER SUPPLY PIPE
  - WASTE WATER PIPE
  - SOIL WASTE PIPE
  - RAIN WATER PIPE
  - KH KHURRA
  - FD/FT

LEGEND	
- - - - -	CWS PIPE
- - - - -	FWS PIPE
- - - - -	HWS

G

GEYSER



PROJECT  
STAFF RESIDENCE FOR SET ON PLOTS 53/11,12,13,14 AT RAJINDER NAGAR

DWG. TITLE  
**53/13\_TYPICAL\_WATER\_SUPPLY**

Notes :-

1. All dimensions are in mm.
2. Dimensions are to be read and not measured
3. Any discrepancy in the drawing should be brought to the notice of the architect and no deviation should be made without the approval of the architect.
4. The dwgs. are the copyright of the architect and should not be used for any unauthorised reason.
5. All beams, columns, slab sizes and reinforcement details are as per structural drawings.
6. All dimensions are finished dimensions unless mentioned and tolerances for plaster finishing have to be left as reqd.

DWG. NO	
NMA-SSR-PW-102C-R1	
FILE	R1_SSR_AUTOCAD
DATE	23_02_2023
DEALT BY	SURYA
SCALE	NTS

100mm RAIN WATER PIPE  
25mm WATER-SUPPLY PIPE  
150mm SOIL PIPE  
150mm WASTE PIPE

150mm WASTE PIPE  
150mm SOIL PIPE  
25mm WATER-SUPPLY PIPE  
25mm WATER UP-RISER PIPE  
50mm FRESH WATER PIPE

20mm CWS PIPE  
20mm HWS PIPE  
20mm FWS PIPE  
15mm HWS PIPE  
15mm CWS PIPE  
15mm CWS PIPE

20mm CWS PIPE  
20mm HWS PIPE  
20mm FWS PIPE

20mm CWS PIPE  
20mm HWS PIPE  
20mm FWS PIPE


25mm WATER-SUPPLY PIPE  
150mm WASTE WATER PIPE  
25mm WATER UP-RISER PIPE  
150mm SOIL PIPE  
100mm RAIN PIPE

**TENDER DRAWING**

- LEGEND :-
- ① WASTE WATER PIPE STACK
  - ② SOIL WASTE PIPE STACK
  - ③ RAIN WATER PIPE STACK
  - ④ WATER UP-RISER PIPE STACK
  - ⑤ FRESH WATER SUPPLY PIPE
  - ⑥ WATER SUPPLY PIPE
  - WASTE WATER PIPE
  - SOIL WASTE PIPE
  - RAIN WATER PIPE
  - KH KHURRA
  - FD/FT

LEGEND	
	CWS PIPE
	FWS PIPE
	HWS

**G**  
GEYSER



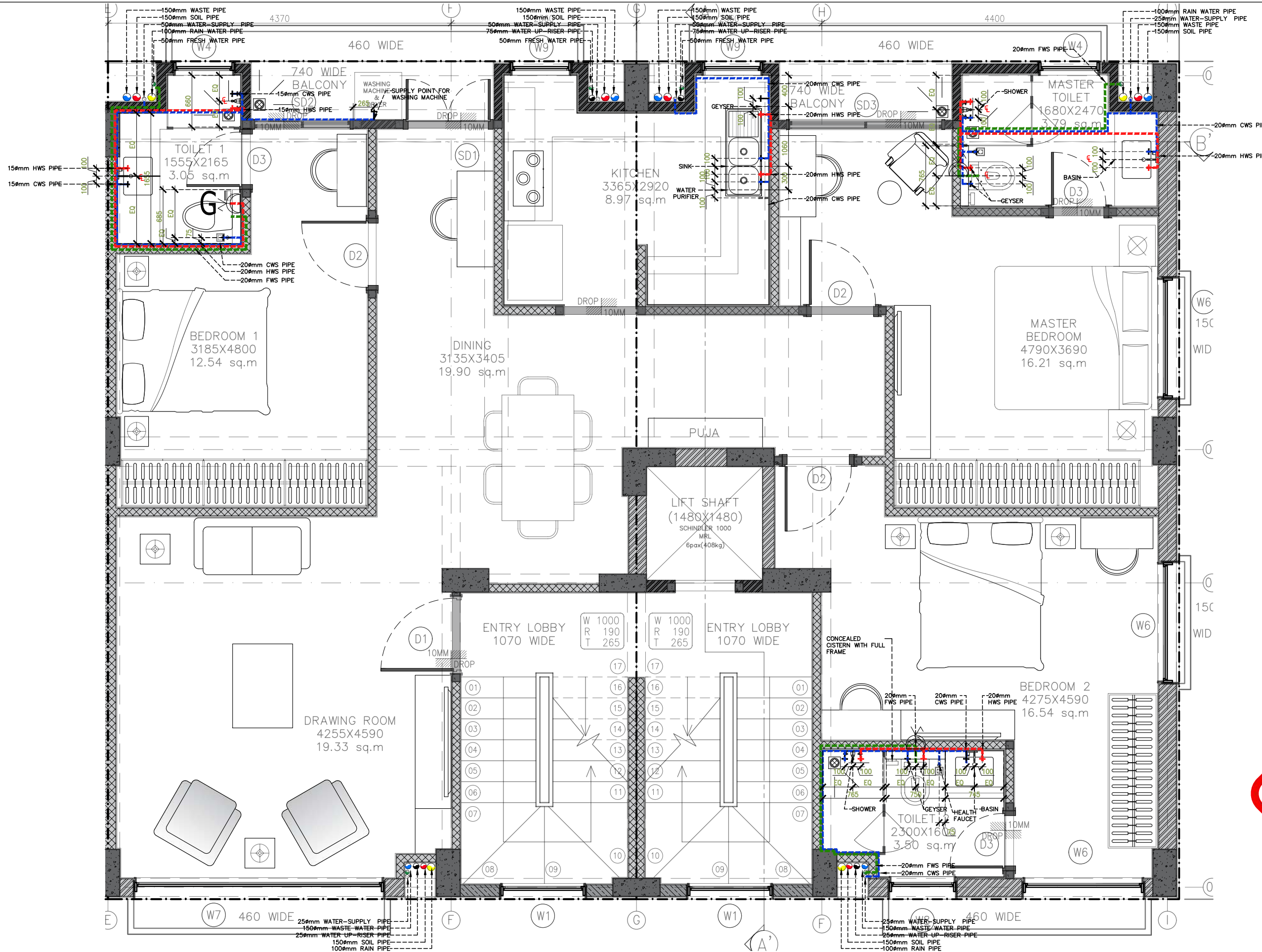
PROJECT  
STAFF RESIDENCE FOR SET ON PLOTS 53/11,12,13,14 AT RAJINDER NAGAR

DWG. TITLE  
**53/14\_TYPICAL\_WATER\_SUPPLY**

Notes :-  
1. All dimensions are in mm.  
2. Dimensions are to be read and not measured  
3. Any discrepancy in the drawing should be brought to the notice of the architect and no deviation should be made without the approval of the architect.  
4. The dwgs. are the copyright of the architect and should not be used for any unauthorised reason.  
5. All beams, columns, slab sizes and reinforcement details are as per structural drawings.  
6. All dimensions are finished dimensions unless mentioned and tolerances for plaster finishing have to be left as reqd.

DWG. NO	
<b>NMA-SSR-PW-102D-R1</b>	
FILE	R1_SSR_AUTOCAD
DATE	23_02_2023
DEALT BY	SURYA
SCALE	NTS






LEGEND	
	CWS PIPE
	FWS PIPE
	HWS

**G**  
  
 GEYSER

- LEGEND :-
- ① WASTE WATER PIPE STACK
  - ② SOIL WASTE PIPE STACK
  - ③ RAIN WATER PIPE STACK
  - ④ WATER UP-RISER PIPE STACK
  - ⑤ FRESH WATER SUPPLY PIPE
  - ⑥ WATER SUPPLY PIPE
  - WASTE WATER PIPE
  - SOIL WASTE PIPE
  - RAIN WATER PIPE
  - KHURRA
  - FD/FT

TENDER DRAWING

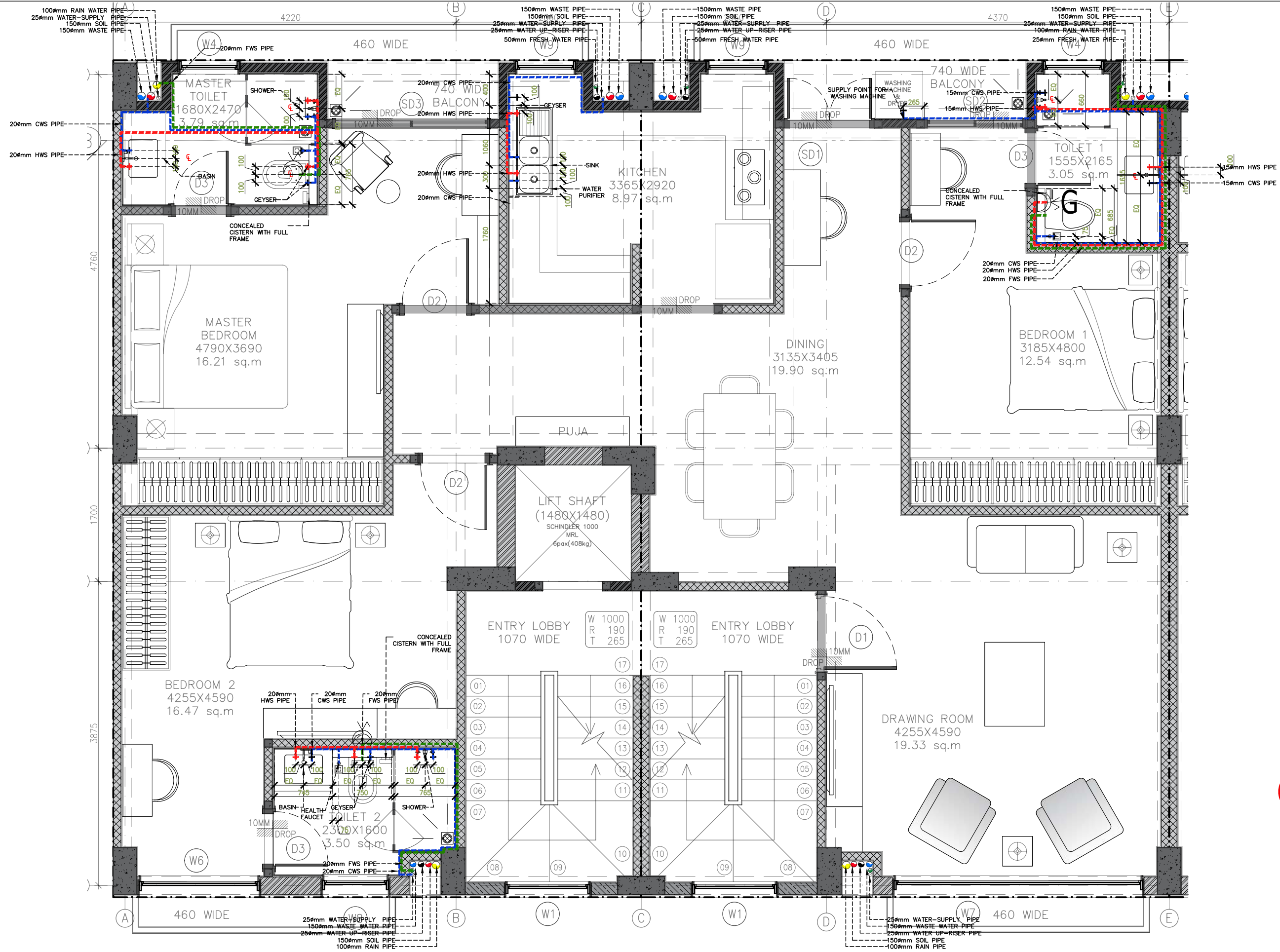


PROJECT  
**STAFF RESIDENCE FOR SET ON PLOTS 53/11,12,13,14 AT RAJINDER NAGAR**

DWG. TITLE  
**FOURTH FLOOR\_53/12&53/11\_DRAINAGE DRAWING**

Notes :-  
 1. All dimensions are in mm.  
 2. Dimensions are to be read and not measured  
 3. Any discrepancy in the drawing should be brought to the notice of the architect and no deviation should be made without the approval of the architect.  
 4. The dwgs. are the copyright of the architect and should not be used for any unauthorised reason.  
 5. All beams, columns, slab sizes and reinforcement details are as per structural drawings.  
 6. All dimensions are finished dimensions unless mentioned and tolerances for plaster finishing have to be left as reqd.

DWG. NO	
<b>NMA-SSR-PW-103A-R1</b>	
FILE	R1_SSR_AUTOCAD
DATE	23_02_2023
DEALT BY	SURYA
SCALE	NTS




LEGEND	
	CWS PIPE
	FWS PIPE
	HWS



- LEGEND :-
- ① WASTE WATER PIPE STACK
  - ② SOIL WASTE PIPE STACK
  - ③ RAIN WATER PIPE STACK
  - ④ WATER UP-RISER PIPE STACK
  - ⑤ FRESH WATER SUPPLY PIPE
  - ⑥ WATER SUPPLY PIPE
  - WASTE WATER PIPE
  - SOIL WASTE PIPE
  - RAIN WATER PIPE
  - KHURRA
  - FD/FT

TENDER DRAWING



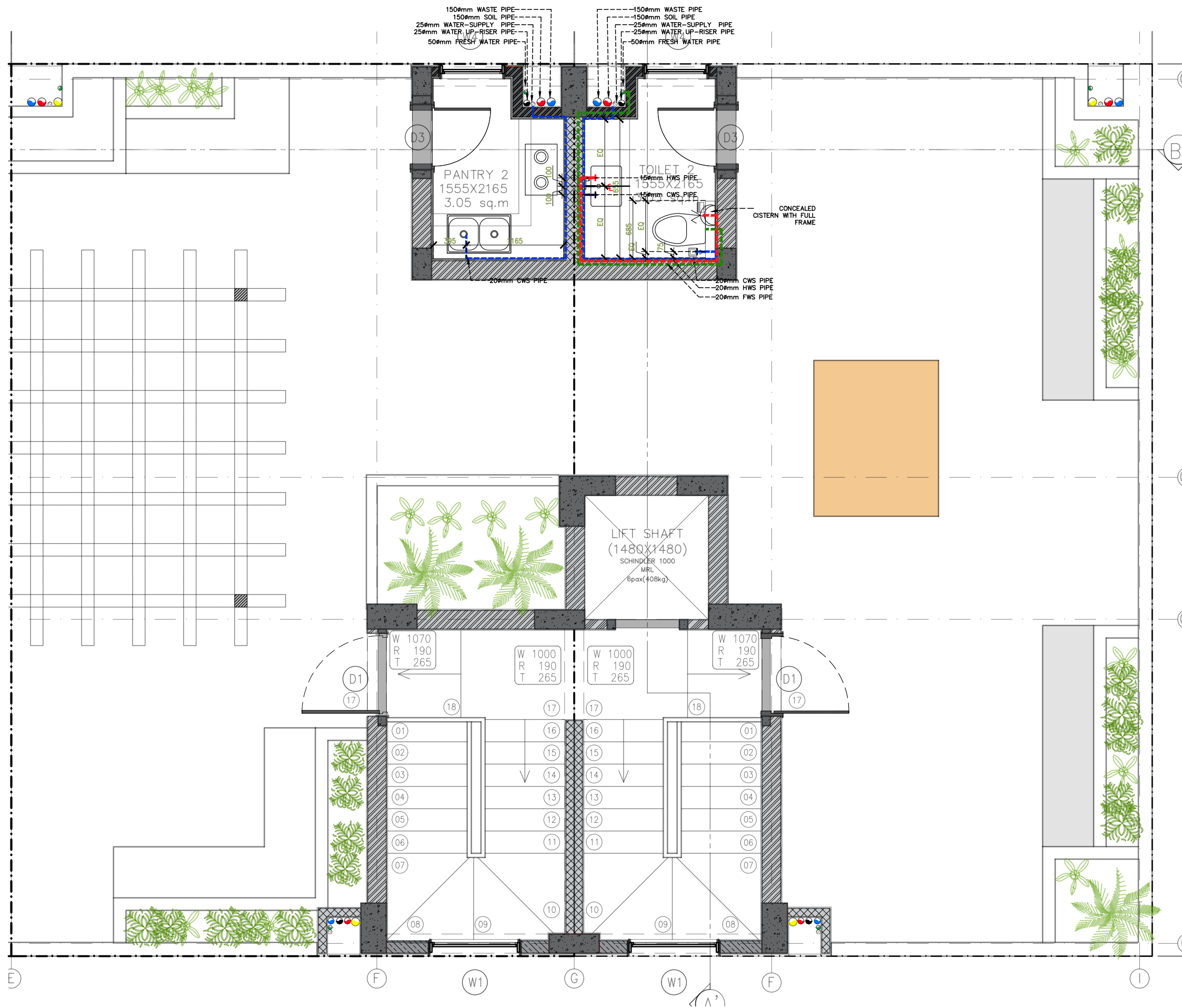
PROJECT  
**STAFF RESIDENCE FOR SET ON PLOTS 53/11,12,13,14 AT RAJINDER NAGAR**

DWG. TITLE  
**FOURTH FLOOR\_53/14&53/13\_DRAINAGE DRAWING**

- Notes :-
1. All dimensions are in mm.
  2. Dimensions are to be read and not measured
  3. Any discrepancy in the drawing should be brought to the notice of the architect and no deviation should be made without the approval of the architect.
  4. The dwgs. are the copyright of the architect and should not be used for any unauthorised reason.
  5. All beams, columns, slab sizes and reinforcement details are as per structural drawings.
  6. All dimensions are finished dimensions unless mentioned and tolerances for plaster finishing have to be left as reqd.

DWG. NO	
<b>NMA-SSR-PW-103B-R1</b>	
FILE	R1_SSR_AUTOCAD
DATE	23_02_2023
DEALT BY	SURYA
SCALE	NTS






LEGEND	
	CWS PIPE
	FWS PIPE
	HWS

**G**  
  
 GEYSER

- LEGEND :-
- ① WASTE WATER PIPE STACK
  - ② SOIL WASTE PIPE STACK
  - ③ RAIN WATER PIPE STACK
  - ④ WATER UP-RISER PIPE STACK
  - ⑤ FRESH WATER SUPPLY PIPE
  - ⑥ WATER SUPPLY PIPE
  - WASTE WATER PIPE
  - SOIL WASTE PIPE
  - RAIN WATER PIPE
  - KHURRA
  - FD/FT

TENDER DRAWING



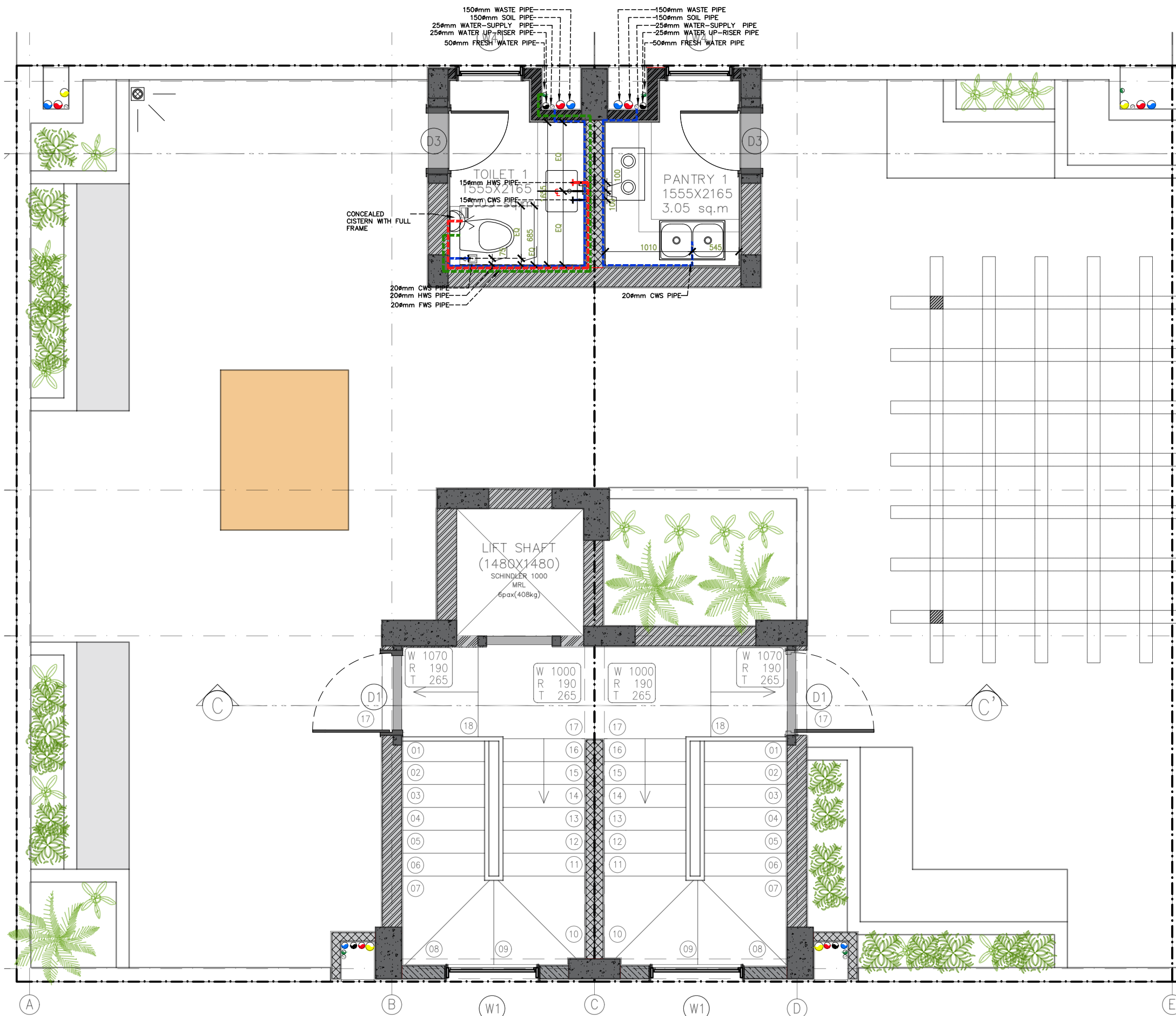
PROJECT  
**STAFF RESIDENCE FOR SET ON PLOTS 53/11,12,13,14 AT RAJINDER NAGAR**

DWG. TITLE  
**TERRACE\_53/12&53/11\_DRAINAGE DRAWING**

Notes :-  
 1. All dimensions are in mm.  
 2. Dimensions are to be read and not measured  
 3. Any discrepancy in the drawing should be brought to the notice of the architect and no deviation should be made without the approval of the architect.  
 4. The dwgs. are the copyright of the architect and should not be used for any unauthorised reason.  
 5. All beams, columns, slab sizes and reinforcement details are as per structural drawings.  
 6. All dimensions are finished dimensions unless mentioned and tolerances for plaster finishing have to be left as reqd.

DWG. NO	
<b>NMA-SSR-PW-104A-R1</b>	
FILE	R1_SSR_AUTOCAD
DATE	23_02_2023
DEALT BY	SURYA
SCALE	NTS






LEGEND	
	CWS PIPE
	FWS PIPE
	HWS

**G**

GEYSER

- LEGEND :-
- ① WASTE WATER PIPE STACK
  - ② SOIL WASTE PIPE STACK
  - ③ RAIN WATER PIPE STACK
  - ④ WATER UP-RISER PIPE STACK
  - ⑤ FRESH WATER SUPPLY PIPE
  - ⑥ WATER SUPPLY PIPE
  - WASTE WATER PIPE
  - SOIL WASTE PIPE
  - RAIN WATER PIPE
  - KHURRA
  - FD/FT

TENDER DRAWING



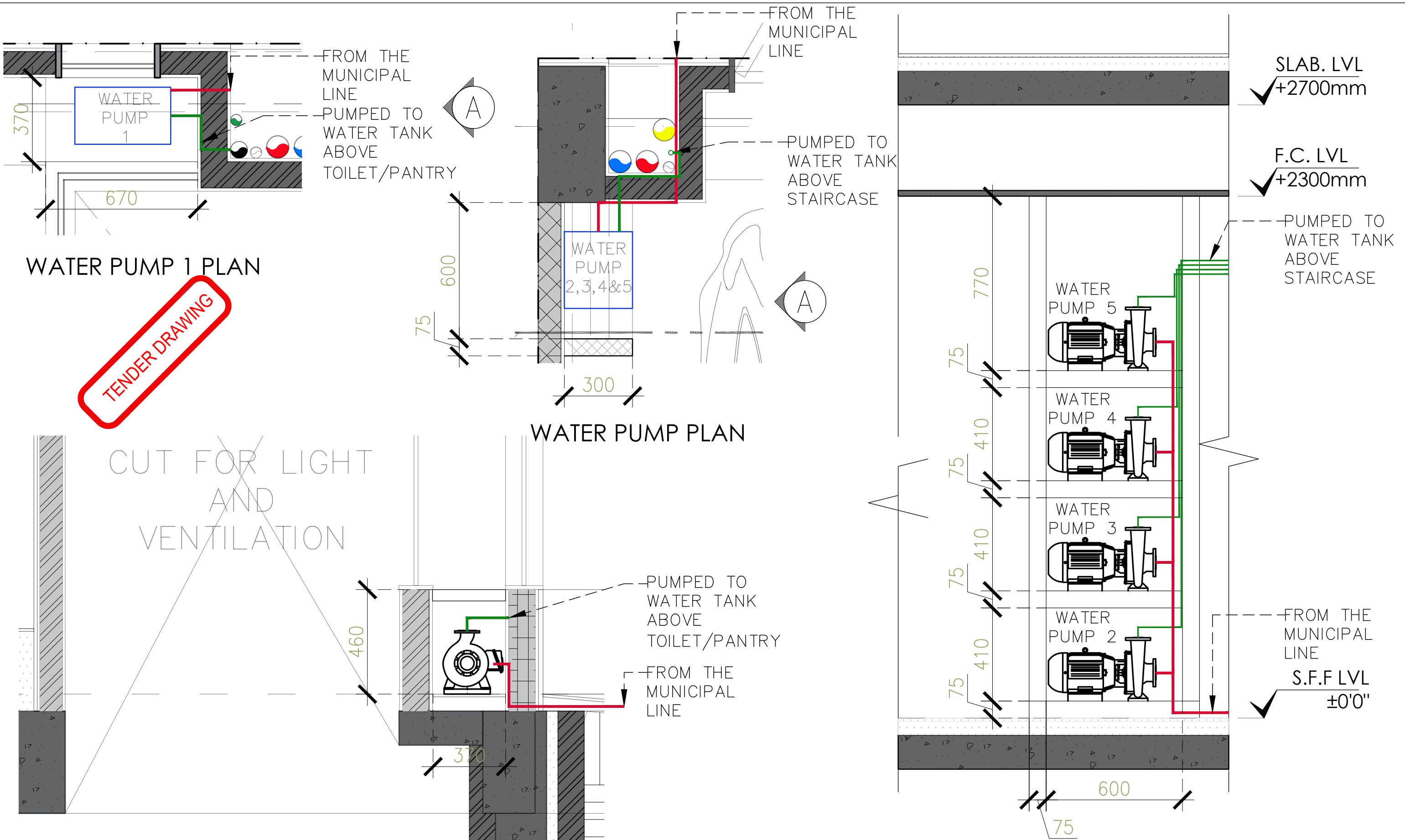
PROJECT  
**STAFF RESIDENCE FOR SET ON PLOTS 53/11,12,13,14 AT RAJINDER NAGAR**

DWG. TITLE  
**TERRACE\_53/14&53/13\_DRAINAGE DRAWING**


Notes :-  
1. All dimensions are in mm.  
2. Dimensions are to be read and not measured  
3. Any discrepancy in the drawing should be brought to the notice of the architect and no deviation should be made without the approval of the architect.  
4. The dwgs. are the copyright of the architect and should not be used for any unauthorised reason.  
5. All beams, columns, slab sizes and reinforcement details are as per structural drawings.  
6. All dimensions are finished dimensions unless mentioned and tolerances for plaster finishing have to be left as reqd.

DWG. NO	
<b>NMA-SSR-PW-104B-R1</b>	
FILE	R1_SSR_AUTOCAD
DATE	23_02_2023
DEALT BY	SURYA
SCALE	NTS





TENDER DRAWING



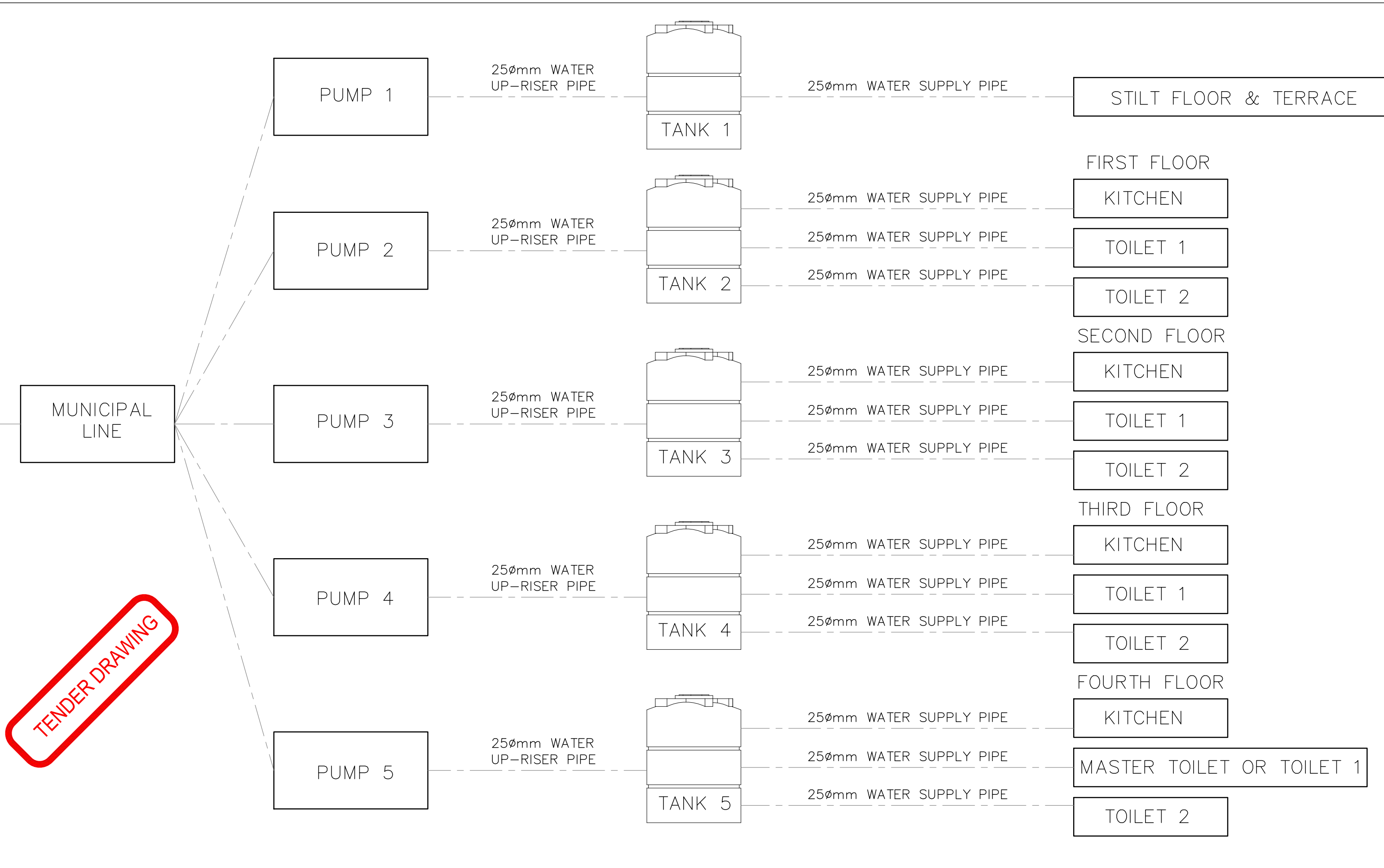
PROJECT  
**STAFF RESIDENCE FOR SET ON PLOTS 53/11,12,13,14 AT RAJINDER NAGAR**

DWG. TITLE  
**STILT\_FLOOR\_WATER\_PUMP\_DETAILS\_**


Notes :-  
 1. All dimensions are in mm.  
 2. Dimensions are to be read and not measured  
 3. Any discrepancy in the drawing should be brought to the notice of the architect and no deviation should be made without the approval of the architect.  
 4. The dwgs. are the copyright of the architect and should not be used for any unauthorised reason.  
 5. All beams, columns, slab sizes and reinforcement details are as per structural drawings.  
 6. All dimensions are finished dimensions unless mentioned and tolerances for plaster finishing have to be left as reqd.

DWG. NO	
<b>NMA-SSR-PW-105-R0</b>	
FILE	RO_SSR_AUTOCAD
DATE	23_02_2023
DEALT BY	SURYA
SCALE	NTS





TENDER DRAWING

	PROJECT	<b>STAFF RESIDENCE FOR SET ON PLOTS 53/11,12,13,14 AT RAJINDER NAGAR</b>	Notes :- 1. All dimensions are in mm. 2. Dimensions are to be read and not measured 3. Any discrepancy in the drawing should be brought to the notice of the architect and no deviation should be made without the approval of the architect. 4. The dwgs. are the copyright of the architect and should not be used for any unauthorised reason. 5. All beams, columns, slab sizes and reinforcement details are as per structural drawings. 6. All dimensions are finished dimensions unless mentioned and tolerances for plaster finishing have to be left as reqd.	DWG. NO	<b>NMA-SSR-PW-106-R0</b>					
	DWG. TITLE	<b>TYPICAL_WATER_SUPPLY_SCHEMATIC_</b>		<table border="1" style="width: 100%; border-collapse: collapse; font-size: 8px;"> <tr> <td>FILE</td> <td>RO_SSR_AUTOCAD</td> </tr> <tr> <td>DATE</td> <td>23_02_2023</td> </tr> <tr> <td>DEALT BY</td> <td>SURYA</td> </tr> <tr> <td>SCALE</td> <td>NTS</td> </tr> </table>	FILE	RO_SSR_AUTOCAD	DATE	23_02_2023	DEALT BY	SURYA
FILE	RO_SSR_AUTOCAD									
DATE	23_02_2023									
DEALT BY	SURYA									
SCALE	NTS									

